

ERRATA

In the Bell System Technical Journal, 56, No. 8 (October 1977), Figs. 2 and 3 on pp. 1454 and 1455 should appear as follows.

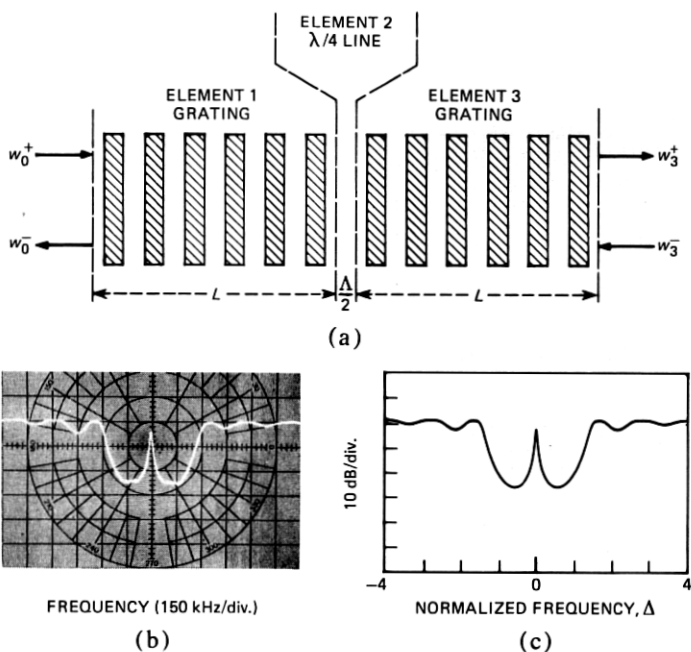
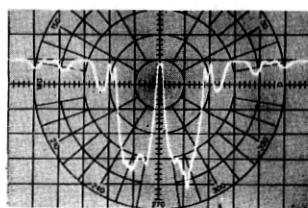
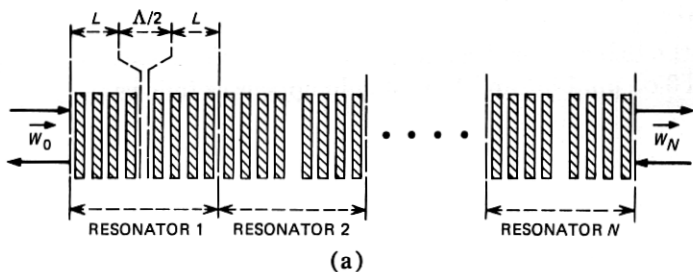
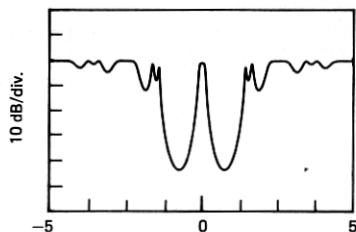


Fig. 2—(a) Diagram of a grating resonator in the external transmission configuration. (b) The transmission spectrum at ~ 145.5 MHz for a resonator on YZ-LiNbO₃ using Ti-diffused gratings with $\Lambda = 12 \mu\text{m}$ and $L = 6.48$ mm. (c) The calculated transmission spectrum for the device in (b) using $\kappa = 3.74 \text{ cm}^{-1}$ and $\alpha = 0.036 \text{ cm}^{-1}$.



FREQUENCY (150 kHz/div.)

(b)



NORMALIZED FREQUENCY, Δ

(c)

Fig. 3—(a) Diagram of cascade of N identical resonators. (b) The transmission spectrum at 145.5 MHz of a cascade of three identical resonators with $\Lambda = 12 \mu\text{m}$ and $L = 3.84 \text{ mm}$. (c) The calculated transmission spectrum for the device in (b) using $\kappa = 3.55 \text{ cm}^{-1}$ and $\alpha = 0.027 \text{ cm}^{-1}$.

Equation (15b) on p. 1509 should be:

$$\sigma_{mn} \cong \frac{1}{2}\omega^2 C_{mn}^2 S_n - \frac{2}{M} E_f \sum_{m=1}^{M/2} \frac{1}{2}\omega^2 C_{mn}^2 \quad (15b)$$