


IBM Selectric typewriters – the element of choice



*I remain, Sir, your obedient servant.*

In the days when these words were considered to be the accepted style for closing a letter, the fine Spenserian hand lent style, grace and a personal touch to your correspondence.

Of course, you wouldn't consider returning to handwritten communication. The typewriter has brought productivity and efficiency to today's office. But when your IBM Selectric typewriter arrived, it brought you the freedom to change writing styles in seconds!

You can give your reports the appearance and authority of the printed word. For personal letters and notes, an informal tone can be conveyed. Bulletins and headlines can be given a striking style which attracts and holds the reader's attention. You can use different typestyles on the same page, to give emphasis to points you wish to stress.

This booklet shows the range of typing elements available for your machine, and gives you guidelines on the most suitable applications for each element. There are examples of each style, too, so that you can see how your typewritten material will look.

Use the addressed prepaid cards at the end of this booklet to order new typing elements. When completing a card, make sure that you put the part number next to each style of typing element you require. Post the card to our stores at Park Royal, where your order will receive prompt attention.

## Alternative elements

For some typefaces there are alternative elements. For example, the 'eighth' fractions can be replaced by '0', '1' and the exclamation mark. The keyboard must reflect these and any other changes, and the shaded keys in the illustration below are the ones which are altered. Your IBM OP sales representative can give you full details of the alternative elements available.



## Pitch

Your typewriter may be 10-pitch, 12-pitch or dual pitch. This simply means that it types 10 characters per horizontal inch, 12 characters per inch, or both. The typing elements shown overleaf are divided into 10-pitch and 12-pitch styles. You should select an element which has the same pitch as your typewriter. If you have a dual pitch machine, you can use both 10-pitch and 12-pitch elements, as you choose.

## Special symbols

If a wider range of symbols is required, Universal Symbol elements are available for 10-pitch and 12-pitch use. These elements are equipped with the following symbols:

1 2 3 4 5 6 7 8 9 0  $\angle$   $\pi$   $\gamma$   $\delta$   $\epsilon$   $\theta$   $\tau$   $\upsilon$   $\xi$   $\iota$   $\omicron$   $\rho$   $\div$   $\alpha$   $\sigma$   $\phi$   
(  $\lambda$   $\eta$   $\jmath$   $\kappa$   $\omega$   $=$   $''$   $\zeta$   $\chi$   $\psi$   $\times$   $\beta$   $\nu$   $\mu$   $\acute{}$   $\tilde{}$   $\grave{}$   $\check{}$   $\sqrt{}$   $|$   $\{$   $\}$   $\pm$   $\nabla$   $\Gamma$   $\Gamma$   
 $\backslash$   $\int$   $\int$   $\Pi$   $\Gamma$   $\Delta$   $\leftarrow$   $\ominus$   $\rightarrow$   $\Upsilon$   $\Xi$   $\uparrow$   $\downarrow$   $\ell$   $\cdot$   $\nabla$   $\Sigma$   $\Phi$   $<$   $\Lambda$   $\Phi$   $>$   $\S$   $\Omega$   $_$   $\wedge$   
 $\approx$   $\equiv$   $\Psi$   $\alpha$   $\infty$   $\sim$   $\partial$   $\sim$   $\dagger$   $\int$

The following symbols can be constructed by typing two or more symbol characters.

$\Sigma$   $\int$   $\{\}$   $\sqrt{}$   $()$   $|$

## Specialist elements

Technical, chemical, mathematical, Optical Character Recognition, and many other typing elements can be supplied to accommodate the specialists' needs. Ask your IBM OP representative for details.

## USA elements

Some of the typing elements shown in this booklet are marked 'USA element only'. When these elements are used on a typewriter with a UK keyboard, the alphameric, underscore, comma and stop keys function normally, but other punctuation and symbol keys may change their function. No USA element contains the '£' sign.

10-pitch

Selectric 72 Typewriter

Selectric 82 Typewriter

Magnetic Tape Selectric Typewriter

Magnetic Card Selectric Typewriter



Advocate type is a square-serif design in the Pica family of typestyles. It is ideal for routine correspondence and reports.

There is a wide range of IBM typefaces for various applications. Each typeface is designed for maximum clarity and legibility.

Advocate  
Part number 6522581  
Alternative element  
Part number 6522611

=	2	3	4	5	6	7	8	9	$\frac{1}{4}$	$\frac{3}{8}$	$\frac{7}{8}$	+	*	/	@	£	\$	&	$\frac{3}{4}$	(	)	$\frac{1}{8}$	$\frac{5}{8}$
q	w	e	r	t	y	u	i	o	p	'		Q	W	E	R	T	Y	U	I	O	P	"	
a	s	d	f	g	h	j	k	l	-	;		A	S	D	F	G	H	J	K	L	_	:	
z	x	c	v	b	n	m	,	.	$\frac{1}{2}$			Z	X	C	V	B	N	M	?	.	$\frac{7}{8}$		




Bookface Academic type is a finer line design of the similar style offered with the IBM Standard D typewriter. This popular and distinctive style is recommended for correspondence and reports.

There is a wide range of IBM typefaces for various applications. Each typeface is designed for maximum clarity and legibility.

Bookface Academic  
Alternative element only  
Part number 6522602

1	2	3	4	5	6	7	8	9	0	=	$\frac{1}{4}$	+	*	/	@	£	\$	&	$\frac{3}{4}$	(	)	?	!
q	w	e	r	t	y	u	i	o	p	'		Q	W	E	R	T	Y	U	I	O	P	"	
a	s	d	f	g	h	j	k	l	-	;		A	S	D	F	G	H	J	K	L	_	:	
z	x	c	v	b	n	m	,	.	$\frac{1}{2}$			Z	X	C	V	B	N	M	,	.	$\frac{7}{8}$		



Courier type, like Advocate type, is a square-serif design in the Pica family of typestyles. The open-spaced characters make it highly legible.

There is a wide range of IBM typefaces for various applications. Each typeface is designed for maximum clarity and legibility.


Courier 10  
Part number 6522587  
Alternative element  
Part number 6522617

=	2	3	4	5	6	7	8	9	$\frac{1}{4}$	$\frac{3}{8}$	$\frac{7}{8}$	+	*	/	@	£	\$	&	$\frac{3}{4}$	(	)	$\frac{1}{8}$	$\frac{5}{8}$
q	w	e	r	t	y	u	i	o	p	'		Q	W	E	R	T	Y	U	I	O	P	"	
a	s	d	f	g	h	j	k	l	-	;		A	S	D	F	G	H	J	K	L	_	:	
z	x	c	v	b	n	m	,	.	$\frac{1}{2}$			Z	X	C	V	B	N	M	?	.	$\frac{7}{8}$		

This type is identical in style to the basic Courier type, and contains the most commonly used metric symbols.

There is a wide range of IBM typefaces for various applications. Each typeface is designed for maximum clarity and legibility.

1 2 3 4 5 6 7 8 9 0 <sup>2</sup> <sup>3</sup>	+ * / @ £ \$ & Ω ( ) μ ℓ
q w e r t y u i o p ' "	Q W E R T Y U I O P " "
a s d f g h j k l - =	A S D F G H J K L _ :
z x c v b n m , . ½	Z X C V B N M ? . ⅜




Courier 10 Metric  
Part number 6522604

Delegate type is a weighted type that conveys the feeling of printed material. It is recommended for text copy and similar typing jobs.

There is a wide range of IBM typefaces for various applications. Each typeface is designed for maximum clarity and legibility.

= 2 3 4 5 6 7 8 9 ¼ ⅜ ⅞	+ * / @ £ \$ & ¼ ( ) ⅛ ⅝
q w e r t y u i o p ' "	Q W E R T Y U I O P " "
a s d f g h j k l - ;	A S D F G H J K L _ :
z x c v b n m , . ½	Z X C V B N M ? . ⅞



Delegate  
Part number 6522582

MANIFOLD TYPE IS A SANS-SERIF TYPESTYLE DESIGNED FOR INVOICING AND FORMS PREPARATION. IT PRODUCES THE MAXIMUM NUMBER OF CLEAR CARBON COPIES.

THERE IS A WIDE RANGE OF IBM TYPEFACES FOR VARIOUS APPLICATIONS. EACH TYPEFACE IS DESIGNED FOR MAXIMUM CLARITY AND LEGIBILITY.

= 2 3 4 5 6 7 8 9 ¼ ⅜ ⅞	+ * / @ £ \$ & ¼ ( ) ⅛ ⅝
Q W E R T Y U I O P ' "	Q W E R T Y U I O P " "
A S D F G H J K L - ;	A S D F G H J K L _ :
Z X C V B N M , . ½	Z X C V B N M ? . ⅞



Manifold  
Part number 6522589



Orator  
USA element only  
Part number 1167059

ORATOR TYPE IS A LARGE SANS-SERIF TYPESTYLE ESPECIALLY RECOMMENDED FOR THE PREPARATION OF TEXTS OF SPEECHES AND FOR OTHER APPLICATIONS REQUIRING THE UTMOST LEGIBILITY.

1 2 3 4 5 6 7 8 9 0 = ½	± @ # \$ % & * ( ) + ¼
Q W E R T Y U I O P ' "	Q W E R T Y U I O P "
A S D F G H J K L - ;	A S D F G H J K L _ :
Z X C V B N M , . /	Z X C V B N M , . ?



Pica  
Part number 6522584

Pica type is similar to the Pica typestyles offered with the IBM Standard D Typewriter, and is well suited for a wide variety of typing jobs.

There is a wide range of IBM typefaces for maximum clarity and legibility.

= 2 3 4 5 6 7 8 9 ¼ ⅜ ⅞	+ * / @ £ \$ & ¾ ( ) ⅛ ⅝
q w e r t y u i o p ' !	Q W E R T Y U I O P "
a s d f g h j k l - ;	A S D F G H J K L _ :
z x c v b n m , . ½	Z X C V B N M ? . ⅞



Polygo Pica  
Alternative element only  
Part number 6522600

Polygo Pica type is a variation of the basic Pica style. The slightly squared design provides a pleasantly distinctive and legible style, ideal for correspondence and reports.

There is a wide range of IBM typefaces for various applications. Each typeface is designed for maximum clarity and legibility.

1 2 3 4 5 6 7 8 9 0 = ¼	+ * / @ £ \$ & ¾ ( ) ? !
q w e r t y u i o p ' "	Q W E R T Y U I O P "
a s d f g h j k l - ;	A S D F G H J K L _ :
z x c v b n m , . ½	Z X C V B N M , . ⅞

12-pitch


Selectric 72 Typewriter

Selectric 82 Typewriter

Magnetic Tape Selectric Typewriter

Magnetic Card Selectric Typewriter






Adjutant  
USA element only  
Part number 1167030

Adjutant type is a weighted type that conveys the feeling of printed material. It is recommended for text copy and similar typing jobs.

There is a wide range of IBM typefaces for various applications. Each typeface is designed for maximum clarity and legibility.

1 2 3 4 5 6 7 8 9 0 = ½	± @ # \$ % & * ( ) + ¼
q w e r t y u i o p ' .	Q W E R T Y U I O P "
a s d f g h j k l - ;	A S D F G H J K L _ :
z x c v b n m , . /	Z X C V B N M ? . %



Artisan  
Part number 6522595

Artisan type is similar to the Artisan typestyles offered with the IBM Standard D typewriter, and is well suited for a wide variety of typing work.

There is a wide range of IBM typefaces for various applications.. Each typeface is designed for maximum clarity and legibility.

1 2 3 4 5 6 7 8 9 0 ¾ ⅞	+ * / @ £ \$ & ½ ( ) ⅛ ⅜
q w e r t y u i o p ' .	Q W E R T Y U I O P "
a s d f g h j k l - ;	A S D F G H J K L _ :
z x c v b n m , . ½	Z X C V B N M ? . %



Courier 12  
Part number 6522594

Courier 12 type is a square-serif design in the Elite family of typestyles, similar to the 10 pitch Courier type.


There is a wide range of IBM typefaces for various applications. Each typeface is designed for maximum clarity and legibility.

= 2 3 4 5 6 7 8 9 ¼ ⅜ ⅞	+ * / @ £ \$ & ¼ ( ) ⅛ ⅜
q w e r t y u i o p ' .	Q W E R T Y U I O P "
a s d f g h j k l - ;	A S D F G H J K L _ :
z x c v b n m , . ½	Z X C V B N M ? . %

This type is identical in style to the basic Courier type, and contains the most commonly used metric symbols.

There is a wide range of IBM typefaces for various applications. Each typeface is designed for maximum clarity and legibility.

1 2 3 4 5 6 7 8 9 0 <sup>2</sup> <sup>3</sup>	+ * / @ £ \$ & Ω ( ) μ ℓ
q w e r t y u i o p ' "	Q W E R T Y U I O P " "
a s d f g h j k l - =	A S D F G H J K L _ :
z x c v b n m , . ½	Z X C V B N M ? . %




Courier 12 Metric  
Part number 6522605

*Courier 12 Italic is based on the Courier 12 square-serif design, and adds impact and emphasis to many typing jobs.*

*There is a wide range of IBM typefaces for various applications. Each typeface is designed for maximum clarity and legibility.*

J 2 3 4 5 6 7 8 9 0 = !	[ @ # \$ % & * ( ) + °
q w e r t y u i o p ' "	Q W E R T Y U I O P " "
a s d f g h j k l - ;	A S D F G H J K L _ :
z x c v b n m , . /	Z X C V B N M , . ?



Courier 12 Italic  
USA element only  
Part number 1167085


Diplomat is an Elite family style, based on the larger Bookface Academic typestyle. It is recommended for correspondence and reports.

There is a wide range of IBM typefaces for various applications. Each typeface is designed for maximum clarity and legibility.

1 2 3 4 5 6 7 8 9 0 = ¼	+ * / @ £ \$ & ¾ ( ) ? !
q w e r t y u i o p ' "	Q W E R T Y U I O P " "
a s d f g h j k l - ;	A S D F G H J K L _ :
z x c v b n m , . ½	Z X C V B N M , . %



Diplomat  
Alternative element only  
Part number 6522603




Dual Gothic  
Part number 6522591

Dual Gothic type is a sans-serif typestyle, the crisp appearance of which adds to the clarity of all copy. It is suitable for a wide range of typing applications. Recommended for stencil work.

There is a wide range of IBM typefaces for various applications. Each typeface is designed for maximum clarity and legibility.

=	2	3	4	5	6	7	8	9	$\frac{1}{4}$	$\frac{3}{8}$	$\frac{7}{8}$											
q	w	e	r	t	y	u	i	o	p	'												
a	s	d	f	g	h	j	k	l	-	;												
z	x	c	v	b	n	m	,	.	$\frac{1}{2}$													
											+	*	/	@	£	\$	&	$\frac{3}{4}$	(	)	$\frac{1}{8}$	$\frac{5}{8}$
											Q	W	E	R	T	Y	U	I	O	P	"	
											A	S	D	F	G	H	J	K	L	_	:	
											Z	X	C	V	B	N	M	?	.	$\frac{7}{8}$		



Elite  
Part number 6522583  
Alternative element  
Part number 6522613

Elite type is similar to the Elite typestyles offered with the IBM Standard D typewriter. It is well suited for numerous typing jobs.

There is a wide range of IBM typefaces for various applications. Each typeface is designed for maximum clarity and legibility.

=	2	3	4	5	6	7	8	9	$\frac{1}{4}$	$\frac{3}{8}$	$\frac{7}{8}$											
q	w	e	r	t	y	u	i	o	p	'												
a	s	d	f	g	h	j	k	l	-	;												
z	x	c	v	b	n	m	,	.	$\frac{1}{2}$													
											+	*	/	@	£	\$	&	$\frac{3}{4}$	(	)	$\frac{1}{8}$	$\frac{5}{8}$
											Q	W	E	R	T	Y	U	I	O	P	"	
											A	S	D	F	G	H	J	K	L	_	:	
											Z	X	C	V	B	N	M	?	.	$\frac{7}{8}$		



Letter Gothic  
Part number 6522593

Letter Gothic type is similar to the Artisan typestyle offered and is recommended for correspondence and reports.

There is a wide range of IBM typefaces for various applications. Each typeface is designed for maximum clarity and legibility.

=	2	3	4	5	6	7	8	9	$\frac{1}{4}$	$\frac{3}{8}$	$\frac{7}{8}$											
q	w	e	r	t	y	u	i	o	p	'												
a	s	d	f	g	h	j	k	l	-	;												
z	x	c	v	b	n	m	,	.	$\frac{1}{2}$													
											+	*	/	@	£	\$	&	$\frac{3}{4}$	(	)	$\frac{1}{8}$	$\frac{5}{8}$
											Q	W	E	R	T	Y	U	I	O	P	"	
											A	S	D	F	G	H	J	K	L	_	:	
											Z	X	C	V	B	N	M	?	.	$\frac{7}{8}$		

*Light Italic type is a 'fine line' style that may be used alone or in combination with Pica or Elite types to add impact and emphasis to many typing jobs.*

*There is a wide range of IBM typefaces for various applications. Each typeface is designed for maximum clarity and legibility.*

1 2 3 4 5 6 7 8 9 0 $\frac{3}{8}$ $\frac{7}{8}$	+ * / @ £ \$ & $\frac{3}{4}$ ( ) $\frac{1}{2}$ $\frac{5}{8}$
q w e r t y u i o p ' "	Q W E R T Y U I O P " "
a s d f g h j k l - ;	A S D F G H J K L _ :
z x c v b n m , . $\frac{1}{2}$	Z X C V B N M ? . $\frac{7}{8}$




Light Italic  
Part number 6522592

Polygo Elite type is a variation of the basic Elite style. The slightly squared design provides a pleasantly distinctive and legible style, ideal for correspondence and reports.

There is a wide range of IBM typefaces for various applications. Each typeface is designed for maximum clarity and legibility.

1 2 3 4 5 6 7 8 9 0 = $\frac{1}{4}$	+ * / @ £ \$ & $\frac{3}{4}$ ( ) ? !
q w e r t y u i o p ' "	Q W E R T Y U I O P " "
a s d f g h j k l - ;	A S D F G H J K L _ :
z x c v b n m , . $\frac{1}{2}$	Z X C V B N M , . $\frac{7}{8}$



Polygo Elite  
Alternative element only  
Part number 6522601

Prestige Elite type is a weighted type similar to the Prestige Elite types offered with the IBM Standard D typewriter. It meets a wide range of typing applications.

There is a wide range of IBM typefaces for various applications. Each typeface is designed for maximum clarity and legibility.

= 2 3 4 5 6 7 8 9 $\frac{1}{4}$ $\frac{3}{8}$ $\frac{7}{8}$	+ * / @ £ \$ & $\frac{3}{4}$ ( ) $\frac{1}{8}$ $\frac{5}{8}$
q w e r t y u i o p ' "	Q W E R T Y U I O P " "
a s d f g h j k l - ;	A S D F G H J K L _ :
z x c v b n m , . $\frac{1}{2}$	Z X C V B N M ? . $\frac{7}{8}$



Prestige Elite  
Part number 6522585  
Alternative element  
Part number 6522615




Scribe  
Part number 6522586

Scribe type is a modern square-serif design in the Elite family of typestyles. It is ideally suited for the preparation of routine correspondence and reports.

There is a wide range of IBM typefaces for various applications. Each typeface is designed for maximum clarity and legibility.

=	2	3	4	5	6	7	8	9	1	3	7											
q	w	e	r	t	y	u	i	o	p	'	+	*	/	@	£	\$	&	¼	(	)	1	5
a	s	d	f	g	h	j	k	l	-	;	Q	W	E	R	T	Y	U	I	O	P	"	00
z	x	c	v	b	n	m	,	.	½	A	S	D	F	G	H	J	K	L	:			
										Z	X	C	V	B	N	M	?	.	¾			



Script  
Part number 6522588

*Script type is a special-purpose typestyle that simulates handwriting. It provides a pleasing change of pace and emphasis for a wide range of typing jobs.*

There is a wide range of IBM typefaces for various applications. Each typeface is designed for maximum clarity and legibility.

1	2	3	4	5	6	7	8	9	0	¾	7											
q	w	e	r	t	y	u	i	o	p	'	+	*	/	@	£	\$	&	¼	(	)	1	5
a	s	d	f	g	h	j	k	l	-	;	Q	W	E	R	T	Y	U	I	O	P	"	00
z	x	c	v	b	n	m	,	.	½	A	S	D	F	G	H	J	K	L	:			
										Z	X	C	V	B	N	M	?	.	¾			





## **Magnetic Card Executive Typewriter**

The typestyles shown on the following pages are for the IBM Magnetic Card 'Executive' Typewriter only.

There is a limited range of foreign language typestyles for the Magnetic Card 'Executive' Typewriter. Please consult your IBM OP representative for details.






Arcadia  
Part number 1246236

The IBM Magnetic Card 'Executive' Typewriter unites the elegance of proportional spacing and the versatility of single-element typing with the power and ease of magnetics. IBM Arcadia is a distinctive typestyle suitable for all word processing applications.

1 2 3 4 5 6 7 8 9 0 =  $\frac{1}{4}$   
q w e r t y u i o p '  
a s d f g h j k l - ;  
z x c v b n m , .  $\frac{1}{2}$

+ \* / @ £ \$ &  $\frac{3}{4}$  ( ) ? !  
Q W E R T Y U I O P "  
A S D F G H J K L \_ :  
Z X C V B N M , .  $\frac{5}{8}$




Boldface  
Part number 1246191

The IBM Magnetic Card 'Executive' Typewriter unites the elegance of proportional spacing and the versatility of single-element typing with the power and ease of magnetics. IBM Boldface is a distinctive typestyle suitable for all word processing applications.

1 2 3 4 5 6 7 8 9 0 =  $\frac{1}{4}$   
q w e r t y u i o p '  
a s d f g h j k l - ;  
z x c v b n m , .  $\frac{1}{2}$

+ \* / @ £ \$ &  $\frac{3}{4}$  ( ) ? !  
Q W E R T Y U I O P "  
A S D F G H J K L \_ :  
Z X C V B N M , .  $\frac{5}{8}$



Essay  
Part number 1246133

The IBM Magnetic Card 'Executive' Typewriter unites the elegance of proportional spacing and the versatility of single-element typing with the power and ease of magnetics. IBM Essay is a distinctive typestyle suitable for all word processing applications.


1 2 3 4 5 6 7 8 9 0 =  $\frac{1}{4}$   
q w e r t y u i o p '  
a s d f g h j k l - ;  
z x c v b n m , .  $\frac{1}{2}$

+ \* / @ £ \$ &  $\frac{3}{4}$  ( ) ? !  
Q W E R T Y U I O P "  
A S D F G H J K L \_ :  
Z X C V B N M , .  $\frac{5}{8}$

The IBM Magnetic Card 'Executive' Typewriter unites the elegance of proportional spacing and the versatility of single-element typing with the power and ease of magnetics. IBM Modern is a distinctive typestyle suitable for all word processing applications.

1 2 3 4 5 6 7 8 9 0 =  $\frac{1}{4}$   
 q w e r t y u i o p '  
 a s d f g h j k l - ;  
 z x c v b n m , .  $\frac{1}{2}$

+ \* / @ £ \$ &  $\frac{3}{4}$  ( ) ? !  
 Q W E R T Y U I O P "  
 A S D F G H J K L \_ :  
 Z X C V B N M , .  $\frac{5}{8}$



Modern  
 Part number 1246219

The IBM Magnetic Card 'Executive' Typewriter unites the elegance of proportional spacing and the versatility of single-element typing with the power and ease of magnetics. IBM Thesis is a distinctive typestyle suitable for all word processing applications.

1 2 3 4 5 6 7 8 9 0 =  $\frac{1}{4}$   
 q w e r t y u i o p '  
 a s d f g h j k l - ;  
 z x c v b n m , .  $\frac{1}{2}$

+ \* / @ £ \$ &  $\frac{3}{4}$  ( ) ? !  
 Q W E R T Y U I O P "  
 A S D F G H J K L \_ :  
 Z X C V B N M , .  $\frac{5}{8}$



Thesis  
 Part number 1246122

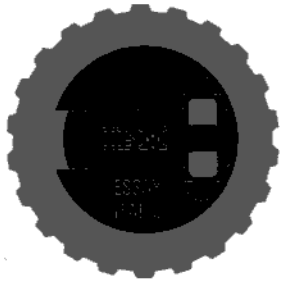
The IBM Magnetic Card 'Executive' Typewriter unites the elegance of proportional spacing and the versatility of single-element typing with the power and ease of magnetics. IBM Title is a distinctive typestyle suitable for all word processing applications.

1 2 3 4 5 6 7 8 9 0 =  $\frac{1}{4}$   
 q w e r t y u i o p '  
 a s d f g h j k l - ;  
 z x c v b n m , .  $\frac{1}{2}$

+ \* / @ £ \$ &  $\frac{3}{4}$  ( ) ? !  
 Q W E R T Y U I O P "  
 A S D F G H J K L \_ :  
 Z X C V B N M , .  $\frac{5}{8}$



Title  
 Part number 1246155



The IBM Magnetic Card 'Executive' Typewriter unites the elegance of proportional spacing and the versatility of single-element typing with the power and ease of magnetics. IBM Essay Italic is a distinctive typestyle suitable for all word processing applications.

1 2 3 4 5 6 7 8 9 0 = ½  
 q w e r t y u i o p '  
 a s d f g h j k l - ;  
 z x c v b n m , . /

! @ # \$ % & \* ( ) + ¼  
 Q W E R T Y U I O P "  
 A S D F G H J K L \_ :  
 Z X C V B N M , . ?

Essay Italic  
 USA element only  
 Part number 1246007

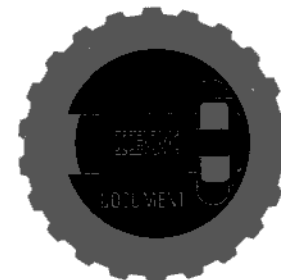


The IBM Magnetic Card 'Executive' Typewriter unites the elegance of proportional spacing and the versatility of single-element typing with the power and ease of magnetics. IBM Boldface Italic is a distinctive typestyle suitable for all word processing applications.

1 2 3 4 5 6 7 8 9 0 = ½  
 q w e r t y u i o p '  
 a s d f g h j k l - ;  
 z x c v b n m , . /

! @ # \$ % & \* ( ) + ¼  
 Q W E R T Y U I O P "  
 A S D F G H J K L \_ :  
 Z X C V B N M , . ?

Boldface Italic  
 USA element only  
 Part number 1246008



The IBM Magnetic Card 'Executive' Typewriter unites the elegance of proportional spacing and the versatility of single-element typing with the power and ease of magnetics. IBM Document is a distinctive typestyle suitable for all word processing applications.

1 2 3 4 5 6 7 8 9 0 = ¼  
 q w e r t y u i o p '  
 a s d f g h j k l ;  
 z x c v b n m , . ½

+ \* / @ £ \$ & ¾ ( ) ? !  
 Q W E R T Y U I O P "  
 A S D F G H J K L \_ :  
 Z X C V B N M , . %

Document  
 Part number 2428507

## Order forms

Please use the attached cards to order new typing elements. When you have used all the cards you can obtain further elements by telephoning or writing to:

Please remember to quote both typestyle and part number

IBM United Kingdom Limited  
Supply Stores  
303 Elveden Road  
Park Royal  
London NW10 7TB  
Telephone: 01-965 9511

---

I wish to order the following Selectric typing elements:

Quantity	Style	Part number
Quantity	Style	Part number
Quantity	Style	Part number
Quantity	Style	Part number
Quantity	Style	Part number

Please send the elements and invoice to:

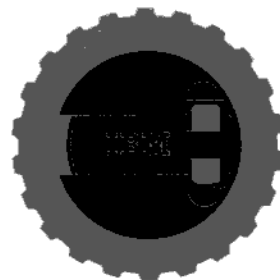
Name

Company

Address

Authorised signature

---



---

I wish to order the following Selectric typing elements:

Quantity	Style	Part number
Quantity	Style	Part number
Quantity	Style	Part number
Quantity	Style	Part number
Quantity	Style	Part number

Please send the elements and invoice to:

Name

Company

Address

Authorised signature

---



---

I wish to order the following Selectric typing elements:

Quantity	Style	Part number
Quantity	Style	Part number
Quantity	Style	Part number
Quantity	Style	Part number
Quantity	Style	Part number

Please send the elements and invoice to:

Name

Company

Address

Authorised signature

---



Postage will be  
paid by licensee

Do not affix Postage Stamps if posted in  
Great Britain, Channel Islands or Northern Ireland

Business Reply Service  
Licence number 14904

IBM United Kingdom Limited  
Supply Stores  
303 Elveden Road  
Park Royal  
London NW10 7TB



Postage will be  
paid by licensee

Do not affix Postage Stamps if posted in  
Great Britain, Channel Islands or Northern Ireland

Business Reply Service  
Licence number 14904

IBM United Kingdom Limited  
Supply Stores  
303 Elveden Road  
Park Royal  
London NW10 7TB



Postage will be  
paid by licensee

Do not affix Postage Stamps if posted in  
Great Britain, Channel Islands or Northern Ireland

Business Reply Service  
Licence number 14904

IBM United Kingdom Limited  
Supply Stores  
303 Elveden Road  
Park Royal  
London NW10 7TB



