

RESULTS OF KUG SURVEY

A short time ago we sent questionnaires to KUGGERS who renewed their membership. The questions we asked and the results are as follows:

HOW HAS KUG HELPED YOU THE MOST?

32% responded with KUGRAM and its information. 25% received help with problem solving and debugging of software. 23% appreciated the reviews and advertising of Kaypro software and other products. 8% liked CP/M Stuff.

The remaining answers contained ... Bulletin Board, printer configs, library, programs and Kaypro news.

Many commented that they felt "they were not alone."

WHAT KUG SERVICES DID YOU USE?

25% again responded with KUGRAM. 17% used the KUG library. 11% ordered from the KUGRAM advertisers. 9% used the KUG Bulletin Board. The others used up-dates, printer configurations, binder & index, information on starting a KUG Chapter and CompuServe.

HAVE YOU ACCESSED THE KUG BULLETIN BOARD?

85% answered no. Reasons given were ... no modem, lines always busy, waiting for CompuServe and "sometime soon." 15% said yes. Uses were to get help from other members, learn how to use the modem and software and read messages.

DO YOU BELONG TO A LOCAL KUG CHAPTER?

57% do not belong. 43% do.

The next two questions were answered in a variety of ways, so we will try to summarize them.

WHAT CAN WE DO TO SERVE YOU BETTER?

Most of the answer/comments started with the word "more." More articles on SBasic and MBasic. More for beginners ... more for the advanced and just plain "more of what you're now doing." Many are anxious to see us expand our public domain library.

A suggestion was made that we make some arrangement with dealers to offer a special discount to KUG members who show their KUG ID cards. (What do you think?) Another thought we should have a KUG convention. We certainly need a lot more input from you KUGGERS out there regarding that endeavor.

Many also thought that our SIG on CompuServe (GO PCS 25) will help in getting information and public domain software to many members.

The comments are too numerous to mention here, but many of the suggestions have been started and more will follow.

HOW DO YOU THINK KAYPRO SHOULD SUPPORT US (IF AT ALL)?

The response to this question was almost unanimous in suggesting that Kaypro provide us with the latest updates to the bundled software. Other comments include ... offer special discounts on upgraded software and hardware ... provide better documentation ... should have a regular column in the KUGRAM ... have an 800 number for support ... let other Kaypro users know about KUG.

Many of you newer KUGGERS may have additional ideas regarding the above survey.

If so, let us hear from you. SOON?



Box 100



Dear KUG,

Help! Help! The IRS has audited our 1982 tax return in which we deducted the cost of my Kaypro II and a printer as a first-year business expense.

I'm a publisher of magazines, and I'm writing a book at home. I haven't used the Kaypro for anything personal.

Anyway, they wouldn't allow the deduction, saying 1) the computer isn't a "usual and ordinary" business tool and 2) since I haven't sold my book, I can't show sales against the cost. They have given me a couple of weeks to send them any additional data I might have (while the interest piles up on what they think we owe). While I haven't sold my book, I have submitted a partial manuscript and could show them a rejection slip.

Here's the rub—They said they'd consider changing their minds about me, if I could show a case where a person was actually audited and the counsellor accepted the deduction. Could someone send me any info on a case where the IRS has accepted a writer's claim after the person has been audited? If you have successfully appealed such a disallowance, I'm desperate to hear from you.

Jane S. Blake
Kentucky Premiere, Inc.
506 W. Chestnut
Louisville, KY 40202
502/584-3126

* * *

Dear KUG,

My Kaypro II video section provides two undocumented graphics characters whose ASCII codes are 31 (1F hex) and 127 (7F hex). They are useful for putting bar graphs on the screen; doubtless KUGGERS can find other uses for them.

John G. Bennett
1373 Taughannock Blvd.
Ithaca, NY 14850

Dear KUG,

Prior to learning from experience that frequent transporting of my Kaypro necessitated the purchase of the soft, padded carrying case, I picked up a couple of dings in the metal body in addition to paint chips where the keyboard attaches to the case. My dealer had no suggestion and even had the same trouble with his equipment.

While in my neighborhood chain drugstore I happened by the modeling supplies display and hit upon the idea to use modeling paint or "dope." I purchased a small (1/2 oz.) container of black and one of gray (for blending a color matching my Kaypro 4) and a fine modeler's paint bursh (a Q-tip will also do), all for a little over a dollar. I blended small amounts of the paint until I achieved a match and then dabbed the paint over the chip. Since I had to apply several coats to build up the chipped area, I was able to improve upon the match. Shades of blue may be used to match the color of the Kaypro 2. Fine sanding caps the job off and when dry, the match is outstanding. Only a tiny amount of paint is required, leaving plenty for the inevitable future touch up jobs.

Sanford Hertz
16107 Pond Meadow Lane
Bowie, MD 20716

* * *

Dear KUG,

As a "charter" subscriber to KUGRAM I've enjoyed the friendly sense of community that permeates every issue. My recent letter (Vol. 2, No. 2, p. 8) offering KUGGERS the correct version of an article that was garbled by another magazine brought this home with a bang. While I was somewhat overwhelmed to have so many responses, the many friendly and informative letters accompanying requests for the article are quite different from, and much more rewarding than, the usual "faceless" responses to such offers.

Elyse Sommer
Box E
Woodmere, NY 11598

Dear KUG,

Because of the problems some have had with mail order houses, I wanted to tell of my success with a regular KUGRAM advertiser, Central Computer Products of Fillmore, CA.

I ordered a software package from Central because their prices looked very good. I received the program almost by return mail, and when I had a problem they went to the software house and helped me solve it. I could not believe how friendly and helpful they were.

When I needed more equipment that they did not have, they found it and got it to me immediately.

In short, their prices, service and support were all superb.

Robert Dale Heron
3250 Ocean Park Blvd. Suite 100
Santa Monica, CA 90405

* * *

Dear KUG,

I have been impressed by the prices of Kaypro stands.

Hellermade produces vinyl-coated steel wire baskets. These are intended for kitchen use, but when you turn them upside down, they become computer and dot-matrix printer stands.

The 5 1/2 inch deep basket (\$7.95) is perfect for a Kaypro. It allows complete ventilation and raises the screen to a comfortable height.

The 3 inch deep basket (\$6.95) is perfect for a dot-matrix printer, such as an Okidata 92. About five hundred sheets of paper can be stored underneath the printer for automatic feeding.

These baskets can be purchased at many hardware and houseware stores.

Glenn S. Daily
234 East 84 St.
New York, NY 10028

Dear KUG,

It seems that single-sided discs cannot be copied out of drive A on a Kaypro IV because it looks for track 2 on the second side, and when it cannot find it comes up with an error message. The procedure below works beautifully, so I thought I'd pass it on for future reference in case other Kaypro IV users have problems copying SS discs.

PROCEDURE FOR MAKING WORKING DISC COPIES ON KAYPRO IV FROM MASTERS ON SINGLE-SIDED DISCS

- 1) Place your CP/M disc in drive A and boot up.
- 2) Place a blank disc in drive B and format it.
- 3) Copy PIP.COM onto disc in drive B plus CP/M to make it bootable.
- 4) Remove CP/M disc from drive A and replace with disc from drive B.
- 5) Reset (cold boot).
- 6) Place single-sided master disc in drive B.
- 7) Type PIP and hit return.
- 8) After * prompt comes on screen type: A:=B:*. *[V] and hit return.

That's it! It will PIP over in the usual manner without trouble.

Alan True
P.O. Box 10148
Marina del Rey, CA 90295

* * *

Dear KUG,

I read in your "VENDORS" section about the 8" drive offer from Auburn Computer Center. Sorry to spoil everyone's hopes, but Auburn is no longer making these mods because of compatability problems.

Todd A. Parkhill
2690 Duval Rd.
Camarillo, CA 93010

FREE

WITH
YOUR
ORDER FOR
ANY 2 OR MORE
ITEMS ON THESE
PAGES GET A -

Giant 12 Foot Coiled Extension Cord for Your Kaypro keyboard

Send for your free cord today.
Enjoy that detachable keyboard.

Regarding this coiled retractable cord: Don't be fooled by cheap imitations. This cord has been specially manufactured to match the unique electrical requirements of the Kaypro computer and meets demanding Kaypro-like specs. It is guaranteed to work with every model Kaypro II, IV, and 10. Don't settle for less from copycat advertisers. Other cords will fail and may hurt your system. Order your free cord today.

This free offer applies to any 2 or more separate items. For example, a Kaypro Quality Cover and one template equals 2 items; 2 templates equal 2 items, but a single box of diskettes is one item. One free cord per customer. We must reserve the right to end this offer. Don't be disappointed, order today! 12 foot cords sold separately at \$12.95 per cord.

CENTRAL COMPUTER PRODUCTS
860 Central Avenue • Fillmore, CA 93015
(805) 524-4189

© 1984 Central Computer Products

Enemies of Kaypro ... Spikes, Surges, and Noise!

The Kaypro has enemies. But now you can protect it from the mish mash of electrical currents that race through your home or business. Powerful up-surges of current can actually blow out your machine. Less powerful, barely noticeable spikes, surges, and noise can silently degrade your system in time, ruining chips, destroying data, and causing expensive service calls.

The Kaypro manual states, "Line filtering will protect your Kaypro...from power surges or other undesirable occurrences from the power source." Surge protection will help your Kaypro provide years of trouble-free service. Also, if you plan to use your Kaypro to access information by modem, you must have a reliable high frequency noise (EMI/RFI) suppressor to insure against data loss and scrambling.

There are many "toy" surge suppressors on the market. They are smartly colored, but beware. The performance difference is amazing. The best surge and noise suppressors on the market are made by Panamax. Our "Panamax Challenge Certificate" tells all. It is a startling comparison of Panamax quality with 11 other well-known brands. One aspect of this revealing report tells how Panamax responds to and cuts surges in 5 or less pico seconds, while most other suppressors respond at a comparably slow 5 to 50 nanoseconds!


Check our regular low prices. Try the Panamax of your choice for 15 days. Receive the "Panamax Challenge Certificate" with your purchase. If not completely satisfied with your purchase, return for immediate full refund. Your Kaypro deserves Panamax protection, the best there is. Order today

Introducing A Classic Form Fitting Kaypro Cover

At last, the classic Kaypro dust cover you'll be proud to own and use. This first rate computer cover is made from a premium, lint free, static free, washable, free breathing, and fade resistant sailcloth. It comes in a rich looking Navy blue or Royal blue, and has a smart contrasting silver gray piping and trim that adds a superior finished look. Made to form fit and protect a Kaypro that is set up and ready to use.

This remarkable dust cover makes you feel good and will keep your computer dust free and looking brand new for years to come. For a limited time only, your price for this factory direct, custom made, sailcloth Quality Cover is \$16.95. When ordering remember to indicate color preference. This special low price is subject to change. You must be completely satisfied with your purchase of this cover or we will refund your money immediately. Order today.

Richly tailored inside and out. Look inside any of our Quality Covers; see the ultimate finishing; we use machines that sew with 3 needles so that no edge will ever unravel or shed lint. We stress perfection because you deserve the best. Compare for long-lasting satisfaction.




Matching sailcloth
printer covers are \$14.95 each.
Complete list sent with order.

- Quality tailoring
- Easy care fabrics
- Attractive color.
- Professional appeal.

FACTORY DIRECT

Kleertex®

- \$18.95 for one
- \$35.00 for two
- \$49.95 for three
- Why pay more?



Learn Perfect Commands Super, Super Fast!

Now Available:
Wordstar/Mailmerge
dBase II

Time-saving Kleertex templates are made from a durable, non-glare plastic, and can be put on and lifted off the keyboard instantly. The text is easy to read. One template lists all the commands for Perfect Writer and Perfect Filer. Another has all the Perfect Calc commands.

No more going back to the book to get a two or three keystroke command or format. All Perfect Software commands and formats are conveniently listed in alphabetical order on the template, within the line of sight, at your fingertips. These templates will help you learn Perfect commands super fast, so you can make better use of your powerful software. You'll wonder how you ever got along without these useful tools. Central's special price for one template is \$18.95. If you want both, send \$35 and save. Please specify: Perfect Writer/Filer and/or Perfect Calc template(s) when you order. Kaypro-fitting Kleertex templates are also available for dBase II and Wordstar/Mailmerge commands. Each is only \$18.95. You may combine purchase of any of these four templates for super savings. Complete satisfaction is guaranteed or money-back. Makes learning software a breeze. Great value. Order today.

PANAMAX SURGE SUPPRESSORS

Description	List	Price
2 outlets, D	\$89.00	\$59.95
2 outlets, D NF	\$109.00	\$69.95
4 outlets, LC S	\$107.00	\$79.95
4 outlets, LC S NF	\$127.00	\$99.95
6 outlets, LC S RB	\$124.00	\$99.95
6 outlets, LC S RB NF	\$144.00	\$109.95

D: Connects direct to grounded wall jack.
LC: Includes 6 foot long heavy duty line cord.
S: Includes illuminated on/off switch.
NF: Includes EMI/RFI noise filter.
RB: Includes reset button.
All units include the added security of a 4 amp fuse.
Unique Panamax EMI/RFI noise filters provide protection in common and transverse mode. Essential for modern communications, multi-user stations, etc.
Panamax units are factory guaranteed for 24 months.




Photo:
Panamax
6 outlets LC S NF.

"Power line-associated problems are estimated to cause nearly 70 to 90 percent of the malfunctions in the IBM PC."

"Overvoltage can be fatal to both data and hardware alike."
P.C. Magazine, March 1983

PRICE PROTECTION POLICY

We have a super price protection policy: Central will match or beat any price you see listed in this publication on products also advertised in our ads. Buy from us. If you see a lower price in another ad in this publication, tell us when you order, or within 30 days of your order. We'll refund the difference, or match, or beat that price. That's a promise. Try our friendly service today for affordable, price-protected, lightning-fast deliveries.

● Free Catalog ●

Please send for our professional free catalog showing hundreds of Kaypro compatible products. Our catalog pricing policy is reflected on these pages. This policy is our motto: Fair Prices, Quality Products, Service, and Firm Guarantees.

Call or write Central today for a big free catalog. Thank you.

Dear Fellow KUGGERS,

I would like to make a suggestion for those readers of KUGRAM interested in buying an antiglare screen for the CRT. My goal here is not to recommend any particular brand of antiglare screen, but rather to recommend a certain type. I base my recommendation on actual use of various types of screens as well as on my field of study. I am a psychologist and one particular subject that I find interesting is the study of perception. So the type of antiglare screen I am recommending is based on both personal experience and on what the discipline of psychology currently knows about human perception.

There are basically two types of antiglare screens: those that rest against the surface of the CRT, and those that sit away from the surface. The latter type usually fit over the outer edge of the black bezel in front of the CRT. Thus the screen itself sits about a half inch away from the surface of the CRT. The screens that rest against the surface of the CRT usually fit under or within the black bezel of the CRT. These against-the-surface antiglare screens do not hamper the closing of the Kaypro unit, thus allowing for portability. Unfortunately, the away-from-the-surface screens do (or may) hamper the attachment of the keyboard and must be removed when closing the unit. The reason I say this is unfortunate is because it is the antiglare screens that sit away from the surface of the CRT that I highly recommend. The following will explain.

A person's field of vision, like a camera lens, will have a narrow depth of field when looking at fine detail like the images on a CRT. This means that objects in front of the detailed image will be slightly out of focus. Because of this, the finely woven mesh in the antiglare screens that rest against the surface of the CRT tends to come into focus with the letters on the CRT. This creates a slight, and I might add, irritating out-of-focus effect when viewing the CRT. What blurs the images on the CRT is the fine mesh of the antiglare screen which is resting on the surface of the CRT and has come into focus with the images on the CRT.

Since a person's depth of field is narrow when viewing small detail, and since objects slightly in front of the detail will be out of focus, these objects will be less visible. Thus the finely woven mesh of the antiglare screen that sits away from the surface of the CRT is not really seen at all. In fact, in order to see it one must change the focus of his/her attention to the antiglare screen itself, which then means the images on the CRT will go out of focus. But when focusing on the images on the CRT, it is nearly impossible to see the woven mesh of the antiglare screen.

If you would like to prove this to yourself before investing in an antiglare screen, there is a simple test that you can do. Place the index finger of your left hand about six inches from your face and the index finger of your right hand about twelve inches from your face and slightly to the right. Now look at the index finger on your left hand (the one closest to your face). Notice what happened to the index finger on your right hand? Yes, it went out of focus and actually seemed to become less visible. Now shift your attention and look at the index finger on your right hand and you will notice that the index finger on your left hand will go slightly out of focus. That's the principle at work here. However, the antiglare screen that sits away from the surface of the CRT is made of a finely woven mesh; therefore, when it goes out of focus it is not as nearly as visible as your finger. In fact, it is actually invisible!

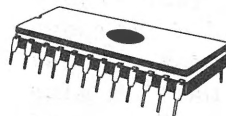
Well, that's the way I see it. Hope this will help some of you fellow KUGGERS who are interested in cutting down on the glare of your CRT. Oh yes, I forgot to say that the screen works great. The antiglare screen that I purchased has improved the view-ability of my CRT tremendously. I especially like the black background effect, which increases the sharpness of the images on the CRT.

Dick T. Cole
Assistant Professor of Psychology
Trinity Christian College
6601 West College Dr.
Palos Heights, IL 60463

* * *

Micro Cornucopia

something special for your Kaypro!



Pro-8 ROM Package

The PRO-8 package from Micro Cornucopia upgrades your KayPro 4 to a KayPro 8 with 784K bytes (96 directory entries) per Tandon 100-4 (or equivalent) quad-density drive. Plus, you can select your own cursor character (and change it at will).

The package includes the new PRO-8 monitor ROM, a disk of formatters and copiers, and printed instructions. (We even tell you how to turn your KayPro II into a KayPro 4.) All you add is one or two double-sided double-density (390K), or double-sided quad-density (784K) drives. You get over 1.5 Megabytes on a two-drive quad-density system!

This new system can read, write, and format KayPro II and KayPro 4 disks as well as KayPro 8 disks. And it recognizes each disk type automatically!

All this for only **\$49⁹⁵!**

Watch Micro Cornucopia for more KayPro compatibles.

Call or write for information on the other KayPro II and 4 ROMS from Micro Cornucopia.

Micro Cornucopia's Disks

At latest count we have 22 disks of software assembled especially for the Kaypro II, 4, and 10. Each disk is chock full of the utilities, compilers and assemblers that make your Kaypro more fun and more powerful. These disks contain such goodies as: Forth, Z80 disassemblers, Z80 assemblers, a Pascal compiler, system diagnostics, smartmodem programs, games, the 550 point adventure, ZCPR, a checkbook database, and much more. Call or write for the latest disk catalog.

Kaypro disks, Only \$12 each, postpaid.

Micro Cornucopia Magazine

Want to speed up your KayPro? Want to find out what's going on under the KayPro's hood? Want to know who's selling good products and providing good support (and who isn't)? Want to find really inexpensive software? Then you're in the right place.

Micro Cornucopia (Micro C) is the friendly journal for those of you who want to stay abreast of the latest information on KayPros and other single board systems, or want to upgrade your KayPro yourself without paying an arm and a leg. We have regular columns on Pascal, C, S-BASIC, FORTH as well as the popular "On Your Own" feature for those of you who plan to make the KayPro your ticket to independence.

You can get all this and more when you order the special \$2.00 sample copy. In fact, you'll even find out how to turn a KayPro II into a KayPro 4 (or KayPro 8).

Edited and published by David Thompson

Subscription Rates

1 yr. (6 issues - bulk rate)	\$16.00
1 yr. (6 issues - first class)	\$20.00
1 yr. (Canada & Mexico)	\$20.00
1 yr. (other foreign)	\$26.00
Sample Issue (turn your II into a 4)	\$ 2.00

SPECIAL OFFER!

KayPro II Schematic Package (If you also order subscription)	\$10.00
---	---------

KayPro II Schematic Package

This is a complete schematic of the KayPro, logically laid out on a single 24" x 36" sheet — no more searching to see where a signal goes or comes from. Even the unused gates are shown.

It's drawn in positive logic, lines are labeled, and we've tossed in hours and hours of careful checking for accuracy. Then we added a **Theory of Operation** that's keyed to the schematic.

\$20⁰⁰

Micro Cornucopia

P.O. Box 223

Bend, OR 97709

503-382-8048



9-5 Pacific Time
Monday-Friday



Dear KUG,

Attention all you KUGGERS who are also amateur radio operators and would like to run radio teletype (RTTY) on your Kaypro II. I've just learned that Jim Larson, KK7A, will supply a RTTY program on disk for \$29.95. For \$39.95, he'll also include an update (when it's finished) for split screen operation. You might want to call Jim at 208/342-5898 (work) for details on the program's capabilities.

There MUST be some other Kaypro-owning hams out there. How about cranking up Perfect Writer and sharing some of your neat programs with us? For you non-ham KUGGERS, get your license and join us on the air. (We gotta drum up some business here!)

Floyd C. Wood
AMATEUR RADIO
13 Eighth St.
Shalimar, FL 32579

* * *

Below is a utility program written in S-BASIC after some experimenting with the I/O ports. It allows the operator to disable/enable the keyclicks of the keyboard.

```
VAR TWO,EIGHT,KEYBOARD = INTEGER
VAR I = CHAR
KEYBOARD = 5
TWO = 2
EIGHT = 8
PRINT CHR$(26)
PRINT "Kaypro Klickset"
@RETRY PRINT
PRINT "Type 'D' to disable keyclick"
PRINT "or 'E' to enable keyclick."
INPUT " ";I
IF I="D" OR I="d" THEN @QUIET
IF I="E" OR I="e" THEN @LOUD
GOTO @RETRY

@LOUD PRINT "Keyclick now enabled."
OUT KEYBOARD,TWO
STOP
@QUIET PRINT "Keyclick now quiet."
OUT KEYBOARD,EIGHT
STOP
END
```

Dave Schubert
P.O. Box 167-CC999
Jedda, Saudi Arabia 21231

Dear KUG,

I'm writing in response to a letter that appeared in the last issue of KUGRAM. Irvin Block mentioned a book entitled TRS-80 Data File Programming for learning MBasic programming. Well, it so happens that the same authors, Leroy Finkel and Jerald R. Brown, have a book entitled Data File Programming in Basic. This book was written with MICROSOFT BASIC in mind and this is pointed out in the preface. Therefore, it is not necessary to get the TRS-80 book and then try to translate to MBasic.

I agree with Irvin Block that this book is the best book on MBasic that I've seen and is one of the most important books in my library.

If there's anyone out there who's interested in S-BASIC, William Meacham will send you an excellent mailing list program written in S-BASIC. His disk includes source code and documentation and is written in such a way that anyone learning S-BASIC can use this as a guide to programming. You can write to Mr. Meacham at 1004 Elm Street, Austin, TX 78703.

Carl H. Davies
President, SRKUG
4772 Sunshine Ave.
Santa Rosa, CA 95404

* * *

Dear KUG,

I would like to locate an operating "CRITICAL PATH NETWORK ANALYSIS" program such as "MILESTONE," to run on Kaypro 4 or Kaypro II.

A flexible "what-if" tool such as this would be very useful to me. I will welcome advice and suggestions on this. Thank you.


K. Perreaux
Perreaux Sound Limited
Niven St.
P.O. Box 847
Napier, New Zealand

TIME to RENEW ?

Look what only \$179.95 adds to your KAYPRO® 2 or 4!

REVERSE VIDEO • REDUCED INTENSITY • BLINKING SCREEN GRAPHICS • REVERSE SCREEN SCREEN-TO-PRINTER DUMP

JFN Industries' new AT-1 VIDEO ATTRIBUTE BOARD adds badly needed **REVERSE VIDEO • REDUCED INTENSITY • BLINKING • REVERSE SCREEN • and SCREEN-TO-PRINTER DUMP**. The new GR-1 Graphics Upgrade adds Zenith Z-19 CELL SCREEN GRAPHICS and SCREEN DUMP CHARACTER TRANSLATION. Both install in minutes with no component desoldering and are compatible with the Kaypro's existing hardware and software.



With the AT-1 installed, the video control codes are compatible with those of the Kaypro 2, 3, and 10 models, the popular Televideo 925 terminal and the IBM PC (Co Power 88). A patch program is also provided to automatically upgrade the standard software that comes with the Kaypro to use these new attributes.

The AT-1 comes ready to install, complete with connectors; programs to upgrade the operating system; demo, test, and configuration programs, plus a detailed instruction booklet. The AT-1 and GR-1 package is only \$179.95. The AT-1 alone is \$149.95 and the GR-1 alone only \$49.95. California residents add appropriate sales tax. Order yours today.

DEALER INQUIRIES INVITED.

JFN Industries

361 North Fuller Avenue, Los Angeles, California 90036
(213) 939-4105

BASIC TRAINING BY BASIC TUTOR™

\$29.95

Learn MicroSoft Basic on your KayPro

Basic Tutor gives you a thorough introduction to programming with MicroSoft Basic. The 20 easy lessons will help you develop your programming skills fast and help you tap the full capabilities of your KayPro.


Logical, Friendly, and easy to use

Basic Tutor covers everything from "Programming Symbols and Equations" to "Merge and Append Functions" in a logical and friendly fashion. You can test your knowledge during each lesson by answering questions and taking the quizzes offered by Basic Tutor. The Basic Tutor addresses you in plain English, not computereze—so every lesson is easy to understand. So easy, in fact, you'll wonder why you ever thought programming was difficult.

Patient, tactful, and not much money

Basic Tutor has unflinching patience. You can go back again and again and again—to learn and review—Basic Tutor will always be ready to teach. Basic Tutor is an enthusiastic instructor that will encourage and inspire even the most reluctant student. And Basic Tutor is yours forever for a mere \$29.95.

Open your mind to the world of programming. To order Basic Tutor today call 215-343-4537
Dealer inquiries invited.



Logistics Software, Inc.

P.O. Box 2423, Warminster, PA 18974

"When you need more than a computer store"

Yes! Send me Basic Tutor for my KayPro!

☐ I have enclosed a check or money order for \$ _____

Authorized Signature _____

NAME _____

ADDRESS _____

CITY _____ STATE _____ ZIP _____

PRICE \$29.95

PLUS SHIPPING and HANDLING 2.50

PA RESIDENTS ADD 6% SALES TAX _____

TOTAL _____

The Secret to Ladder

Recently a reader reported that his daughter scored 1.2 million points on LADDER. I was skeptical. How can I, a 31-year-old devoted LADDER player, score so much lower than a 7-year-old? I tried every short-cut, grabbed every bonus, and went through all 7 patterns of the game almost 3 times to skill-level 78; still my score was only 530,000.

I was determined to prove that geriatric players can be as proficient as child geniuses. I tried a number of different strategies before AHA! Success! I scored over 1.5 million points at skill-level 4 and stopped only because it was taking too much time.

The simple secret: Take advantage of the unique characteristics of the second pattern, LONG ISLAND. Skill-level 2 allows 4800 time units to touch two bonuses and reach the destination. If you move quickly and take all short-cuts, you may score up to 15,000 points; but you will advance to a higher skill level. An alternative is to move quickly to the top level by the edge of the CLIFF where ROCKS from the left-side "V" roll off to the next level. Station the LAD there and wait for the ROCKS. If one or two approach, jump in a stationary position. If a series of ROCKS approaches, jump and approach the "V" at the same time. Return immediately to the edge. Each time you jump over a ROCK with a LAD in a stationary position, you score 400 points, with the LAD moving, 200 points. By the time your bonus time runs out you will have scored between 10,000 and 20,000 points. Though you lose a LAD, you gain another when you've scored 10,000 points. You may lose one LAD and gain two. By remaining in skill-level 2 and using this strategy, you simply keep accumulating scores as well as LADs. This method may not work on high skill levels because the limited bonus time may not allow you to gain more than 10,000 points in order to gain one lad to compensate for the loss of another.

I reveal and de-mystify this secret only in the interest of science and truth.

Hoi Suen
1506 Stonehenge Drive
Sycamore, IL 60178

Easy Double Spacing

Writers who like to double space after each sentence have been continually frustrated by Perfect Writer. In the default TEXT environment, all consecutive spaces are compressed to a single space. As a result, there seemed to be no way to double space between sentences without either being in VERBATIM or using some convoluted trick such as @W commands.

I discovered a wonderful thing in the Installation section of the PW Manual: Perfect Formatter prints the DELETE character at the end of each sentence, instead of the SPACE character. The significance of this is that the WIDTH of the DELETE character can be set to any value within the allowable ranges for character widths, including double the normal character width.

Changing the width of the characters is easy and practically foolproof.

1. Put your PW EDIT disk in drive A and the INSTALLATION disk in drive B.
2. At the A> enter Ctrl-C to warm boot.
3. Type B:PFCONFIG <CR>.
4. A message tells you the PF.DAT file on the currently-selected drive will be changed. Answer the question with "N."
5. Another message gives some general information. Press the spacebar.
6. At this point you should have the PW Configuration Program Master Menu on your screen, with 6 items to choose from.

Following are the exact keystrokes to enter to make PW double space after every sentence. A brief explanation is provided to help guide you through it.

- 4 <CR> [Edit character width tables].
- 1 <CR> [Enter character width values].
- 0 <CR> [Use width table #0].
- 127 <CR> [Starting char index is #127]
- 508 <CR> [New width of DELETE character is 508].
- Ctrl-G [Return to Character Width Table Menu].
- 3 <CR> [Return to Master Menu].
- 6 <CR> [Exit PFCONFIG].

That's all there is to it!

Jack Denslow
10833 Braddock Drive
Culver City, CA 90230

Your troubles are over!

THERE'S A NEW STAR IN WORD PROCESSING

**ANYONE FAMILIAR WITH WordStar® CAN
USE NewWord™/MergePrint IMMEDIATELY, AND
ENJOY SUPERIOR PERFORMANCE AND EASIER
INTERACTION—AT ABOUT ONE-THIRD
THE COST OF WordStar®/MailMerge®**

NewWord makes it easy for you to turn to uncomplicated, efficient word processing. Now you can get letter perfect, professional-looking documents without a great deal of sacrifice.

The proof of NewWord's superior performance is in the printout. With dot matrix printers, NewWord is exceptional, supporting every advanced capability including microjustification, variable line height/character width, and alternate pitches on the same line.

NewWord's full range of features are what you'd expect to find only on the most expensive word processors. NewWord also gives you such advanced features as unerase deleted text, find a specific page in a document, and multiple-line headers and footers. Its versatility includes automatically changing ruler lines, on-screen display of boldfacing and underlining, and automatic indentation for programming.

Yet, for all its sophistication, NewWord is simple to use. There are no complicated codes to memorize. On-screen menus of functions let you work effortlessly.

And if you're familiar with WordStar, you'll be able to write faster and more effectively immediately. NewWord is entirely compatible with WordStar—key stroke, command and file compatible. Even third party programs, video training and books.

NewWord comes with a complete user manual, including: an *Installation* guide to personalize NewWord, a *Do-It-Yourself* tutorial, an *Encyclopedia* of facts explained with numerous examples, and a handy *Pocket Reference* of commands.

We provide direct telephone support to NewWord users and dealers. A third party toll-free support service is also available as an option.

Perhaps the best thing about NewWord is that at **\$249.00**, NewWord costs less than programs featuring far fewer capabilities. And with *merge print* included, NewWord is an outstanding value.

Let a New Star work for you.

Call us today, toll-free

800-832-2244


(In California, call 800-732-2311)



**ROCKY MOUNTAIN
SOFTWARE SYSTEMS**

1280-C NEWELL AVE., SUITE 1005; WALNUT CREEK, CA 94596

WordStar and MailMerge are registered trademarks of MicroPro International, Inc.
NewWord and Newstar are trademarks of Newstar Software, Inc.



MICROPRO IS IN ... AND WE'RE READY!

AVAILABLE NOW!

Wordstar® and Friends for the Kaypro® 2 & 4: Second Edition \$21.95

PeopleTalk Guide to the Kaypro® 10' \$24.95

Featuring MICROPRO® and Perfect® softwares

NEW!

Free Software Handbook: 1984-85 CP/M® Edition \$17.95

PeopleTalk Guide to the Seequa Chameleon® \$21.95

ANNOUNCING!

Supercharge your Kaypro®
with

SMARTKEY® II - \$89.95

Allows you to enter any command,
word, or even page with one or
two keystrokes!

**40,000 copies sold!
STILL AVAILABLE ...
WHILE THEY LAST!**

Perfect Manual for the Kaypro® 2
Perfect Manual for the Kaypro® 4

SPECIAL PRICE: \$17.95

YOU'LL LOVE THIS!

The new
PEOPLETALK QUARTERLY

Answers to questions, hints,
tricks, reviews, discounts.

SEND FOR YOUR FREE SAMPLE ISSUE!

SEE YOUR KAYPRO® DEALER TODAY!

Or order direct from

PeopleTalk Associates Inc.

P.O. Box 863652 - Plano, TX 75086
214/423-4634

Include \$2.00 for handling and shipping.

Repair Bad Disks

When you have a problem with a bad sector, don't throw the disk away. Pip all files you wish to save onto a good disk and try formatting the disk again. If it will not format and says you have bad sectors, get out the XAMN program.

Place XAMN.COM in Drive A and your problem disk in Drive B. When you get your prompt A> enter XAMN <CR>. You are asked to tell which drive you wish to examine. (A=0 and B=1) Enter 1 <CR>.

From the menu that appears select 6 <CR> to find all the bad sectors. When asked for the first and last tracks to be checked, pick 0 and 39 with a comma between them (0,39 <CR>). The entire disk will be checked and a list of the bad sectors will be presented on your screen. Write these down on paper to use later. Exit using <CR> then CTRL-C.

Remove XAMN from Drive A and insert your word processor edit disk into Drive A.

Get the menu and start a new file which you could call (B:SECTORS.BAD). Type into the file an explanation to the effect that it is just a file to attach bad sectors to and IT SHOULD NEVER BE ERASED. Save this file.

Remove the edit disk and replace it with XAMN.COM and call it up again.

Select option 7 on the menu and compute the group (or block) number from track,sector numbers. The group number will appear as decimal code first and hexadecimal code second. Write down on paper the group hex code for each bad track,sector.

Now look at Track 1 where the directory for all files will be listed. Select 1 from the menu; then enter Track 1 and Sector 1 (1,1 <CR>). The name of your new file will appear on the right end of line 0000 and a block number (in hex code) on the left end of line 0010.

To attach the hex codes of the bad blocks to this file select upper case C <CR>. Repeatedly enter <CR> while you watch the numbers appearing on the left side of your display.

Stop at 11 and type the two character hex code of the first BAD GROUP, then of the second, the third, etc. End this step by entering a period.

Enter W to write to disk. Enter E to exit to menu. If your disk did not turn when you entered the W, then select 1 on the menu and enter 39,1. (Now the disk will be turned and your entry saved.) Now select E.

Check your file (1 then 1,1) to see that the hex codes are recorded. Select E and leave XAMN by entering (CTRL-C).

Your computer will not try to use these bad areas any more.

Keith R. Rasmussen
1050 Peach Drive
Ogden, UT 84404

Kaypro News

Kaypro Corp. is reconsidering its 20% discount coupon proposal. In the course of testing this program, it was determined that the logistic and legal problems caused by this program would prove other methods of incentive more desirable.

MicroPro's WordStar, MailMerge, CalcStar, DataStar and SuperSort as well as Word Plus, Profit Plan, MBasic (including 13 games), Multi-Format and CP/M will now be offered with the Kaypro 2.

The Kaypro 4 and the Kaypro 10 will be bundled with the above-named software, and in addition, DBaseII (with tutorial), InfoStar (which includes ReportStar and DataStar), Suprterm, Microplan, S-Basic and CBasic.

Kugram Binder and Index

This index will be inserted into a three ring binder that is printed with the KUGRAM logo on the front and spine. The colorful binder, designed to hold your first year's KUGRAMS and index, is available from KUG for \$8.00 shipped prepaid. Send to KUGRAM BINDER, Box 100, Malverne, NY 11565. Allow six weeks for delivery.

Mannesmann Tally Config

The MT-160 and MT-180 configure well to Perfect Writer, including beautiful half-spaced subscripts and superscripts. Proportional spacing, however, presently works in only a limited way.

After long experience and much anguish with the Owner's Manual, I have worked out configurations for all 10 print styles and made these available through KUG (send KUG a SASE).

In addition to the above, I would like KUGGERS to know about the following disk files which I am also sharing:

TALLY.COM with TALLY.BAS—a menu program which permits easy setting of margins, print styles, and advanced features such as foreign language symbols.

TALLY.DOC—a 34k-long documentation with further configuration details, how to make the best of proportional spacing, many things the Manual doesn't say, and how to upgrade graphics and repair a bug in early MT-160L (pre-mid 1983).

These files are available on KUG's inexpensive user's disks, along with a pre-configured PF.DAT file called TALLYPF.DAT which can greatly speed configuration. Also, I will gladly send copies to users groups and bulletin boards which send me a disk and self-addressed mailer.

Don Davis
5603 Bull Creek Rd.
Austin, TX 78756

Long Distance Nos.

AT&T.....800/222-0300
Sprint.....800/521-4949
MCI.....800/241-5371
Allnet.....800/621-1057
Homeline.....800/527-4105
ITT.....800/526-3000
Skyline.....800/235-2001
Metrofone.....800/562-0240

Doug Lucas
941 Grand Avenue
Cincinnati, OH 45205

More Configs Needed

Any information about configuring the following printers for Perfect Writer or for WordStar would be appreciated by members who requested them. Thanks to those of you who have sent in configurations and user hints.

Anadex 9501
Anderson Jacobson 833 and 831
Apple Dot Matrix
Brother Correctonic 50; EM-200; EP-44
Brother EM-2 (Electronic Typewriter)
C. Itoh DW Model A10-20
C. Itoh FP1500-25R; 1550; 1550P
C. Itoh Printmaster F-10
400 Cannon AP92 (typewriter)
Comrex CR-II
Delta 10
Diablo Hytype II, Model 1345
Diablo 630 for WordStar
DTC 300/S
Epson RX-100
Facit 8100
Gemini 13
IDS 480
Leading Edge GX-100
Malibu 165
MP 150G
NEC Spinwriter 7710 and 7730
Okidata 83A and M80
Olivetti ET 221
Olivetti Praxis 35 (Bytewriter); 40
Olympia Electronic Compact
Olympia ESW 102
PMC DMP-85 (esp. for prop. spacing)
Prowriter 8515
Radio Shack Daisy Wheel II
Royal Alpha 2001 and 2015
Sanyo PR 5500
SC TP-2+
Star Micronics STX-80
TEC Starwriter F-10
TI Omni 850
TRS VIII
TRS-80 DMP-120 and -400
TT-43

If we have not yet replied to your request, it means that we do not have that particular configuration in our files. We will mail it to you as soon as it comes in. Reminder: Send in a self-addressed, stamped business-size envelope with your request, and be sure to include your KUG identification number.

PW and PS on Same Disk

A complete PW/PS disk is possible by using Chip Weems' wonderful S-BASIC program to create variously sized Perfect Writer swap files. That program and a detailed description for its use is listed on pages 16-17 of KUGRAM Vol. 1, #5. Follow the instructions to write, compile and execute the program. When the prompt "File Size in K (64 is normal)?" appears, answer 48. This will create a Perfect Writer swap file of 49k.

Now, make a copy of your Perfect Writer disk. (Don't use your master or your working disk. Use a copy of your PW working disk.) Erase the files MENU.COM, PW.HLP, and the 65K PW.SWP file. Then use PIP to copy the following files from the Perfect Speller working diskette onto your new disk: PS.COM, DICTIONARY.SPL, and AFFIXTAB.SPL. Then use PIP to copy your recently created 49K PW.SWP onto the new disk. Label the new disk 'PW/PS-49k Swap' (or something to that effect), and there you go. The disk will be filled to exactly 191k, the Kaypro II limit. Perfect Writer and Perfect Speller will both share the 49k swap file.

When using the commands PS and PF, be sure to use the correct format when accessing the various program options. Always place the option between the command and the filename, and remember to type a hyphen (-) immediately before the option.

A final note: you won't be able to use the 'PW/PS-49K Swap' disk for documents larger than about 25 pages. Either split the documents into smaller files or use your original working PW disk with its 65K swap file. This shouldn't be a problem for the majority of PW users since many documents, such as letters or memos, are almost always less than 25 pages.

*This article applies to the 1.2 versions of both PW and PS and to earlier versions as well.

J. Michael Walsh
1602 Union
Columbus, IN 47201

* * *

Diacritical Marks with PW

I hunted long for the answer to Chris Balacga's question concerning configuring Perfect Writer to overstrike diacritical marks. This is most helpful in foreign language word processing and most frustrating if your printer has the capability to overstrike and you seemingly cannot access it.

Call up the pfconfig program on the installation disk. In answer to question 23, "Italics on string:?" type the string for a backspace and overstrike. On my Facit 4510 it is Ctrl-Q, Ctrl-H.

A programmer at the Loma Linda (CA) University School of Health told me that the "Italics on" in the printer configuration works as a "wild card" to ask your printer to do any one of its fancytricks.

Be sure the new information gets written on the pfdat file on your Edit Disk. First erase the pfdat file on that disk, and then pip the new one from the installation disk.

Every time you want diacritical marks type "@I(')" after the character. Presto! You've got it. I've edited hundreds of pages of Spanish documents, after I was told by Kaypro dealers that PW would not do Spanish word processing because you could not get it to overstrike. Ha!

Whatever symbol you put inside the brackets will overstrike.

At first I was overjoyed at the discovery, but as you may notice it requires at least 5 strokes, so I bought a little \$15.95 program called "pipac" from Doug's Software Barn, P.O. Box 220952, Charlotte, NC 28222. This program will allow you to program any one of your keypad keys for a string of up to 30 characters, more than enough for the five I need.

There is a minor inconvenience. Right margin justification will be off a space for every diacritical mark in that line.

Harold Camacho
5700 La Sierra Avenue
Riverside, CA 92505

ALL KAYPROS ARE NOT CREATED EQUAL

KAYPRO 400/800KB UPGRADE KIT-

The KAYPRO II uses the Tandon 100-1 single sided double density diskette drives (40 tracks 48 TPI). Each diskette is capable of storing 200KB per drive. The Legacy 800KB upgrade kit expands the storage capability of the KAYPRO II to 800KB per drive utilizing the TEAC 55F-double sided quad density diskette drives (80 tracks 96 TPI). The kit may be purchased with or without the drives. Once installed, the KAYPLUS 800 will store four times the amount of data as the standard KAYPRO II. Data integrity is maintained, as the KAYPLUS 800 will still read and write the standard KAYPRO II format (as well as the KAYPLUS 400 format). The kit comes complete with an enhanced format program that asks if you wish to format the disk as (S)ingle or (D)ouble sided as well as prompting the user to determine if the format is for 40 or 80 tracks. Installation of the kit requires a simple EPROM change, the addition of a 14 pin socket (with appropriate integrated circuit), cutting of two circuit traces, the attachment of 6 wires and the replacement of the diskette drives. The use of this enhancement is predicated on replacement of the standard drives with only the TEAC drives. No TEAC compatible drives will suffice. A speed increase of 12-18% could be expected with the installation of this kit, as the track access time is greatly enhanced over the standard drives. Also, the read/write heads of the TEAC drives only come into contact with the surface of the diskette when transfer of data occurs, at all other times, the heads lift off the surface of the diskette.

*118.

CPU HOP UP KIT-The KAYPRO II

utilizes the Zilog Z80 microprocessor. The internal calculation speed of this processor is 2.5 MHz (megahertz). In that the entire KAYPRO computer system is designed around the Z80 CPU (and associated chip set), to upgrade the computer to execute at a faster rate would require a major overhaul of the mainboard and the replacement of numerous components. Legacy offers an alternative of the 2.5 MHz clock speed. The CPU hop up kit doubles the calculation speed of the Z80 to 5 MHz with the use of the Zilog Z80B micro processor. All calculations performed will be done at a 5 MHz rate and any I/O performed will be done at the normal (KAYPRO designed) rate of 2.5 MHz (during which time, the CPU is put to sleep in a wait state). The effective increase is about 40%. Installation is completed within minutes. One simply removes the old Z80 CPU and one supportive chip, plug in our hop up kit and place one of the chips removed back onto the Legacy board.

*Also available for new 184 board runs at 4/8 MHZ.

*118.

REAL TIME CLOCK-This kit is most unique for those applications that require the data and/or time stamping of data on the KAYPRO computer systems. The Legacy real-time clock allows for setting and/or getting the date and time to the second. A nicad battery is used for power backup (to insure failsafe operation) and is charged while you use your KAYPRO. The kit is installed by simply removing the Z80 PIO (parallel I/O chip), plugging in the real-time clock board and replacing the PIO chip back onto the Legacy piggy back board. Included in this kit are two different COM files (complete with commented ASM source files) to set or get the date and time as well as MBASIC and assembly routines so you can access the clock with your own software.

*118.

8088 16 BIT CO-PROCESSOR-

The co-processor uses the Intel 8088 micro-processor with up to 256K of RAM thereby allowing IBM compatibility to nearly any Z80 CP/M micro-computer system. The product gets its name from the co-processor relationship between the 8088 and the host computer. The processor communicates in an interrupt driven mode. This method does not take up much of either processors time in the back and forth communication cycle. The co-processor runs faster than the IBM-PC because its clock speed is faster (not being restricted by the PC bus transfer rate). The communication of the computers is done through a specialized port provided on a daughter board included with the kit. Power requirements are small at about 750 milliamps of + volts. The product is delivered with both MS-DOS and CP/M 86 operating systems, equipped with 128k RAM and is field upgradable to 256k as an optional feature. When the computer system is being used as an 8 bit Z80 based machine the memory of the 8088 co-processor board may be used as a semiconductor disk (RAM disk). Programs can be run, compiled and copied to or from the RAM disk using PIP.

*600.

EXTERNAL DRIVES C&D-This product allows the addition of two more drives to the KAYPRO computer system. These additional drives (designated C&D) must be of the same recording type and density as the existing drives (A&B). KAYPRO II computers require SSDD (single sided, double density) drives. KAYPRO 4 units use DSDD (double sided, double density). The Legacy KAYPLUS 400/800 upgrades allow 4 half height drives mounted internal to the chassis.

This kit consists of a single printed circuit board (drive multiplexer), BIOS EPROM, cables and illustrated instructions.

*118.

MULTI-FONTS VIDEO GRAPHICS

BOARD-The standard KAYPRO II/4 computer system does not have any graphic attributes. This field installable hardware peripheral utilizes the standard KII/4 CRT screen and is designed around the powerful NEC 7220 graphic display controller. The graphics option comes complete with firmware for drawing line vectors, arcs, circles, rectangles and point markers as well as downline loadable character sets. Other standard features include routines for filling rectangles with a pattern, blanking the display either dark or light and complementing all or portions of the display. The multi-fonts board also has panning (ability to pinpoint any section of the screen) and zooming (1 to 16 times the normal size).

*612.

DIAGNOSTIC DISKETTE-An array of programs to assist in the diagnosis of hardware related problems. Programs are provided for the complete testing of Memory, Serial port & related components, Parallel port output, Disk drive read operation. Additional programs are provided for assisting in the alignment of diskette drives as well as screen adjustment.

*41.

EXTERNAL VIDEO MONITOR

ADAPTER-Our video monitor adapter allows the attachment of from 1 to 16 external monitors (attached in series) to a KAYPRO computer system. The kits installation requires the insertion of a composite video jack through the cooling vents in the rear of the cabinet. The video adapter comes complete with a horizontal sync alignment potentiometer (in case the monitor does not have a horizontal adjustment mechanism).

*118.

EPROM UPGRADE-

Upgrades of both EPROMs (programmable read only memory.) as well as the Character generation PROM have been greatly enhanced. This upgrade removes most of the BIOS errors thereby reducing the possibilities of BDOS errors. The character generation ROM has a new character set with enhanced character definition.

*41.

MULTI-FONTS VIDEO GRAPHICS

BOARD This field installable hardware peripheral utilizes the standard KAYPRO CRT screen and is designed around the powerful NEC 7220 graphic display controller (Resolution of 512 x 256 bit mapped graphics). The graphics option comes complete with firmware for drawing line vectors, arcs, circles, rectangles and point markers as well as downline loadable character sets. Other standard features include routines for filling rectangles with a pattern, blanking the display either dark or light and complementing all or portions of the display. The multi-fonts board also has panning (ability to pinpoint any section of the screen) and zooming (1 to 16 times the normal size).

*612.

SURGE PROTECTORS

SS120/2 - Duplex receptical model with standard three prong plug. Simply plug this Panamax surge suppressor into a standard 120 volt wall outlet and plug the equipment you want protected into it.

*89.

SS120/4LCS - Four receptical model, with convenient, illuminated, master ON/OFF switch, and 6 ft. line cord with standard three prong plug. This model provides you with the opportunity to protect multiple, separate computers and peripherals, with just one unit.

*107.

SS120/16LCS - Six receptical model, with convenient, illuminated, master ON/OFF switch, and 6 ft. line cord with standard three prong plug. Simply plug this Panamax surge suppressor into a standard 120 volt outlet and plug the equipment to be protected into it. This model provides you with the opportunity to protect word processing centers and entire computer systems, all with just this one unit.

*119.

TALISMAN - Is a terminal translation program that enables your computer to function the same as any terminal. Fundamentally, Talisman performs two different functions. First, it lets you re-map your keyboard into any configuration. Therefore, a single keystroke can produce the effect of several keystrokes pressed in sequence (from two keystrokes to 256). You can pre-program special keyboard overlays and save them on disk, using the keyboard overlay editor; or you can perform such programming "ON THE FLY" while you're actually running an application (word processor, spreadsheet, etc.) without disturbing the work in progress. Next, Talisman allows the screen mapping of virtually any terminal for emulation purposes. For example, you may wish to select one of the over 55 different terminals already pre-defined or you may wish to utilize the built-in terminal identifier to create your own terminal definitions. Emulation is still active during the MSDOS/CPM86 simulation modes if you have an 8088 installed in your system.

*125.

PRINTER BUFFER The Buffer is an internal auxiliary device designed to work with almost any KAYPRO Computer and Centronics-compatible parallel printer.

Most computers are able to send data to the printer at very high speeds—usually much faster than it can be printed. The Buffer receives print data sent at a high speed; holds it if necessary; then sends it to the printer at the printer's correct speed. Once a document to be printed has been sent to the Buffer, you and your computer are free to go back to work.

Besides saving valuable computer time, the Buffer has advanced features which allow you to continue sending new files to the Buffer while copies of another document are being printed.

The Buffer is easy to install, simple to operate, and offers a wide range of flexibility through the use of its advanced features.

*249.

The **PROGRAMMER/4+** is an affordable computer-controlled EPROM programmer easy for anyone to use. Using an ordinary modem cable, it plugs onto the RS-232 (serial) port of the Kaypro (or other CP/M systems).

Menu-driven software makes it simple to read and program EPROMs to and from memory or disk. An EPROM's contents can be saved to disk and that disk file modified for programming custom EPROMs. Data can be displayed on the screen in hex and ASCII. EPROMs may be tested for erasure.

A direct interface menu is included for more experienced users. Fully commented source code is also on the disk. The detailed owner's manual includes complete schematics.

The Programmer/4+ reads and programs the five most common types of EPROMs: 2716 (2K), 2732 (4K), 2732A, 2764 (8K), and 2764B (16K). **\$199.**

SCREEN SAVER-Many people leave their computers on all day or all night. Although your Kaypro will never get tired, displaying a page of text, spreadsheet, etc. for long periods of time it accelerates screen damage. The characters you see on the screen are formed by streams of electrons striking the phosphor coating on the inside of the picture tube, causing individual dots to glow. Bombarding the same dots for long periods of time will eventually wear out the phosphor at those points, giving you a burned-out striped-looking screen such as you might see on an old TV set. This easy to install (no soldering) upgrade automatically dims your Kaypro's screen after three minutes without keyboard input. Touching any key immediately restores the display. An adjustment on the screen saver allows you to choose the degree of dimness. **\$118.**

BUILT-IN 0-300/1200 BAUD MODEM-This kit provides modulator, demodulator, filters, phone line connection, and TTL level interface to the KAYPRO computer system. It measures 4" by 5" and is easily incorporated into the computer system by mounting beneath the main board. The modem connects directly to the power supply of the KAYPRO thereby eliminating the need for any external power source. The connection to the public telephone network is via a standard RJ11 phone jack. The LEGACY modem is Hayes smart-modem compatible (Bell 103/212A). Auto-dial, auto-answer with automatic line speed detection (0-300/1200 baud) are all standard features. **\$429.**

8 INCH DRIVE ADAPTOR-For those users who desire the ability of down-line loading software from a standard 8 inch IBM formatted diskette. This unit attaches to the drive multiplexer and enables the attachment of a single 8 inch floppy diskette drive to a KAYPRO II/4 as drive C. Once enabled (software controlled) the user may PIP (or transfer using virtually any CP/M software) data between the 8 inch drive "C" and the normal 5 1/4 drives "A or B" **\$240.**

About Legacy's Upgrade Kits

The LEGACY upgrade kits are not really kits in the proper sense of the word, (you don't get a bag of chips & resistors with some hand scribbled notes on how to build the unit). All of these field installable products are fully tested, professionally manufactured, printed circuit modules designed with exacting precision in accordance with the computer manufacturers' specifications. None of the kits require any drilling or modification to the exterior of the computer, as each product is housed within the computer's cabinet. None of the kits (or any kits in the combination) require the replacement of the standard power supply. Each kit is provided with a complete structured set of illustrated instructions detailing every procedure to be performed.

	KAYPRO II	KAYPRO 4	KAYPRO 10	2/84 BOARD	4/84 BOARD	10/84 BOARD	ROBIE	Future Technology
400KB UPGRADE KIT	•	•	•					
800KB UPGRADE KIT	•	•	•	•				
CPU HOP UP KIT (5MHZ)	•	•						
CPU HOP UP KIT (8MHZ)			•	•	•	•		
REAL-TIME CLOCK	•	•	•	•				
MULTI-FONTS GRAPHICS	•	•	•	•	•	•		
EXTERNAL VIDEO ADAPTOR	•	•	•	•	•	•	•	
SCREEN SAVER	•	•						
DRIVES C&D OPTION	•	•						
8088 CO-PROCESSOR	•	•	•	•	•	•		
1200 BAUD INTERNAL MODEM	•	•	•	•	•	•	•	
EPROM PROGRAMMER	•	•	•	•	•	•	•	
8" DRIVE ADAPTOR	•	•						
FANCY FONT TYPE SETTING	•	•	•	•	•	•	•	
DIAGNOSTIC DISKETTE	•	•	•	•	•	•		
EPROM UPGRADE KIT	•	•						
PADDED CARRYING CASE	•	•	•	•	•	•		
CANVAS DUST COVER	•	•	•	•	•	•		

FANCY FONT Say good-bye to "correspondence quality" and hello to *Fancy Font's* high-resolution, proportionally spaced, letter quality. The range of available fonts and the flexibility of modifying or creating new characters and fonts far exceeds that of the daisy wheel printers (no need to change daisy wheels or type balls!). All this on low cost printers such as Epson MX-80, RX-80 or FX-80.

Fancy Font extends the capability and usefulness of your dot matrix printer. You are no longer limited to a fixed set of characters. Instead you can use over 3000 characters in the *Fancy Font* package and furthermore, can create any characters you like. With *Fancy Font*, you can use your favorite editor or word processing package to create a file to be printed. Include as few or

as many formatting directives as you desire. Then use our printing program to print your file.

KAYPRO PADDED CARRYING CASE-This product is a fully padded carrying case and comes in two models (with or without a shoulder strap). Its construction is of high grade canvas (backpack type) material and has a zipper pocket for transporting paper, cable and manuals **\$55.**

LEGACY ORDER FORM

NAME _____
 ADDRESS _____
 CITY _____ STATE _____ ZIP _____
 PHONE () _____

KAYPRO II ☐ KAYPRO 4 ☐ KAYPRO 10 ☐ 2/84 BOARD ☐
 4/84 BOARD ☐ 10/84 BOARD ☐ ROBIE ☐

CHECK ☐ MONEY ORDER ☐ COD ☐
 VISA ☐ MASTERCARD ☐ AMEX ☐

Card Number _____ Exp _____

California Residents Add Sales Tax
 Shipping and Handling Charge \$4.50

Signature _____

QUANTITY DESCRIPTION

_____	_____
_____	_____
_____	_____
_____	_____

LEGACY
 Computer Systems

SENT TO: Legacy Computer Systems
 26356 Carmel Rancho Lane.
 Carmel, CA 93923
 (408) 625-6562

DEALER INQUIRIES ARE INVITED

The Speed ? of SBasic

S-BASIC's structure and versatility are wonderful enough, but ye gods it can be s-l-o-w.... I first noticed the slowness with a simple print programme which seemed to take forever to fill a screen. Performance could be improved somewhat by using CP/M system calls instead of print statements, but it was still slow. Then there was the problem of sorting. S-BASIC's mesmerising crawl through my best sorts had me wondering if I lived in a time warp, until I got an assembled shell sort up and running.

The sieve of Eratosthenes tells an even sorrier tale. A BDS C version does 10 iterations in 13.6 seconds on my machine. The S-BASIC equivalent takes 183 seconds. Ouch! Here is the S-BASIC source:

```
$lines
var ans, true, false = byte
var i, prime, k, count, iter = integer
false = 00H
true = not false
$constant siz = 8190
dim char flags [siz+1]
```

```
REM Main line.
input2 "Hit ret. for 10 iter.: "; ans
for iter = 1 to 10
count = 0
for i = 0 to siz
flags[i] = TRUE
next
for i = 0 to siz
if flags[i] then begin
prime = i + i + 3
k = i + prime
while k <= siz do begin
flags[k] = FALSE
k = k + prime
end
count = count + 1
end
next
next
print chr(7); count; " primes."
```

Without the \$lines toggle, it's even slower.

Now what? Well, all is not lost. Much of the slowness stems from S-BASIC's array control, which checks each array subscript for range, calculates the address, finds the item, and only then executes the arithmetic.

Much of this housekeeping is redundant in programmes like this, because the loops we have written provide the same control. The programme has a byte array FLAGS. Suppose we declare a based byte variable, start it off at the base of the array, and march it through the array, using our own loop to keep it legal? We set this up by dimensioning FLAGS and then writing:

```
based b = byte
var address = integer
location array flags = address
```

Now the loop looks like this:

```
for iter = 1 to 10
count = 0
for i = 0 to siz
base b at address+i
b = true
next
for i = 0 to siz
base b at address+i
if b then begin
prime = i + i + 3
k = i + prime
while k <= siz do begin
base b at address+k
b = false
k = k + prime
end
count = count + 1
end
next
next
```

Guess what? This version does 10 iterations in 82.5 seconds - still much slower than BDS C, but more than twice as fast as the original! A bonus is that the resulting code is not quite so fat: version 1 occupies 37 sectors, version 2 fills 36. In a large programme with lots of array manipulation, these savings in time and space will add up.

The method works for all types of data. Of course, the based variable must match the array in type, and if the type is string, in string length. Try it.

Peter Brawley
16 Hazel Ave.
Toronto, Ont., Canada M4E 1C5
(416) 699 8757

ALL Back Issues in Stock

WORDSTAR by Chiang

SCREEN EDITING WITH WORDSTAR

One of the things which Wordstar is famous for is its screen-oriented nature. The text you see on the screen appears exactly the way it will on paper, line for line, word for word (not including special print effects). Perfect Writer also gives this as an option, if you make Verbatim the top-level environment. However, Wordstar carries this further with its display of the page break, and its status line tells you at all times where the cursor is in pages, lines, and columns.

The margins and line spacing, as well as simple justification, are all visible on the screen. To investigate this further, type a Control-O from the main menu, and you'll receive a menu of all the on-screen formatting features. This may shed some light on the ruler line, which shows you the margins and tabs, and the information in the status line. (Line spacing, for example, is always given when not single.) You may want to experiment with changing these specifications from their defaults (right margin: 65, single line spacing, justification on), such as typing a J, to turn justification off. Otherwise, leave the menu with a space bar.

A very important command in terms of screen formatting is Control-B, the reformat paragraph command, which is somewhat similar to the Adjust Text command in Perfect Writer. When you are working with a paragraph, editing may leave it a mess, with inserts and deletions all over the place. To fix things up, move the cursor to the beginning of the paragraph, hit a Control-B, and the paragraph will look the way it should: perfect.

To see this in action, type a paragraph onto the screen. You should be in insert mode, so you can insert a new sentence wherever you like. Then delete another sentence, near the beginning. Wordstar doesn't automatically reformat everything as soon as a change is made (which would be impractical for long paragraphs), so you'll see a lot of null spaces and terrible margins. Now, at the beginning, do a Control-B, and voila!

Control-B also introduces hyphenation, something which Perfect Writer doesn't do. If you have a long word at the end of a line, it will usually be wrapped to the next line if it passes the margin. However, this results in a ragged right margin (unless you have justification on, which will give you a straight right margin but irregular spacing in the line.) A Control-B will check for long words at the end of the lines, and may suggest a point where you might want to hyphenate a word. If, while reformatting a paragraph, the cursor stops in the middle of a long word at the end of a line, you can type the hyphen to break up the word. Otherwise, another Control-B will continue the reformatting.

Another useful function of Control-B is when you decide to change margins or spacing. If you've begun a paragraph with a 65 character line, and then change the right margin to make it a 70 character line, you can type a Control-B, and those words will be rearranged into 70 character lines. Or, if you switch to double spacing, a Control-B will put a blank line between each of your lines.

EXPAND WordStar with

ProportionalStar™

At last, you can have proportional spacing on any version of WordStar, for easy to read, professional, typeset appearance. Works with Diablo, NEC, Qume, Juki, C. Itoh, Brother, and more. Also print two or more columns on a page. Includes our highly praised manual, *Proportional Spacing on WordStar*, complete with formatting examples and many useful tips. \$75. (NY add tax)

Disk version (CP/M, MS/PC-DOS) automatically modifies WordStar. Manual alone, \$25, contains full details for patching with Install. "Meets and exceeds all of its claims and is one of those rare how-to books that is worth far more than it costs." - FOGHORN - "Not only clearly written and packed with information, but eye-pleasing as well." Art Rassmussen, Computer Publications, Madison, WI. No technical skill needed.

Also, MATH* performs +, -, * and ÷ in WordStar, while editing! Results displayed as you wish, (\$1,000.00) or -1000.0. Also does columnar addition and subtraction. \$75. (NY add tax)

Okay! My check is enclosed for \$----- (or charge my VISA/MC acct # ----- exp -----/-----).

Writing Consultants

Suite 203, 11 Creek Bend Drive - Fairport, NY 14450

1-800-828-6293 (in NY 1-716-377-0130)

National KUG Disks

by Sergio Weber

DISK 108 (MBASIC MYSTERY GAME)

MYS.BAS: Murder "mystery" (WHODUNIT) game written in MBASIC. You ask questions and try to figure out who committed the crime. (Menu driven, you must PIP a copy of MBASIC to the disk to run it.)

DISK 110 (POSTER DISK)

NOTE: Before you attempt to print out these posters, you must UNSQUEEZE them on another disk. Refer to the "READ.ME" file first. The disk contains the following files: DRAGON, LINCOLN, PANTHER, PICASSO2, SHIP, SNAGLPUS (the lion), TWEETY, WCFIELDS, and XMAS (a very long poster of Santa and his reindeer on the sled).

DISK 111 (KAYPRO 10 GRAPHICS)

Contains a tutorial to learn how to make your own graphics, including pie charts, bar graphs, etc. There are also menus, source code in SBasic, and ready-made examples for you to run.

DISK 112 (HELP: PERFECT, SBASIC, ETC.)

This disk contains a number of documentation files which can help you use the software that has come with many Kaypros: Perfect Writer, Perfect Calc, Perfect Filer, Profit Plan, SBASIC, and The Word Plus as well as information on the use and care of your Kaypro.

DISK 113 (SBASIC & MBASIC PROGRAMS)

AMORT: Enter principle, % interest, and payment time and the computer calculates the monthly payment. **AMORTIZE:** Similar to AMORT. **BIO:** Generates a biorhythm for you (onscreen). **BIOPRINT:** The same as BIO, but sends your biorhythm to the printer. **COMPOUND:** Enter the amount of deposit, % interest, years of saving. It calculates the total interest paid and final balance. **LEDGER:** Allows you to create a ledger book with 600 or more entries, tailoring it to your needs.

continued

STLIDEP: Calculates the straight line depreciation for one asset. **TEMP:** Converts from degrees Fahrenheit to Celsius. **UPDEP:** Calculates the units-of-production depreciation. **PSYCH:** A "psychometric" program. I believe that it calculates the relative humidity and other weather-related statistics.


DISK 114 ("LITTLE BLACK BOOK")

This neat little program is set up like a standard rolodex. You move the cursor to the letter you want to look up, and it opens that file for you. It allows you to enter name, address, zip code, and telephone number. From there you can either print the names and addresses on your printer for mailing lists, or get a complete alphabetized print-out of names and telephone numbers.

DISK 115 (STARTREK AND 15 MBASIC GAMES)

BANNER: Makes a banner on your printer with any characters you select. You can control the height and width of the characters. **BOUNCE:** Watch a bouncing ball travel around the screen. (Nice graphics.) **BUNNY:** Makes a poster on your printer or screen of the "Playboy" bunny logo. **CHIEF:** Think of a secret number. The computer asks you some questions, and it guesses your number! **ENTRAP:** A trail-making game where you leave a trail and must make your opponent crash into a wall. (For two players.) **ENTRAP2:** Same as ENTRAP but for one player against the computer. **FOULSHOT:** Play a game of basketball to sink a foulshot. (Graphics-oriented.) **HILO:** The computer "thinks" of a number and you have 6 tries to guess it. **PLOT3D:** Makes a "3D" picture of a mountain. Modify it to get different patterns. **POETRY:** The computer writes random poetry (a la Edgar Allan Poe). **SINEWAVE:** Plots a sine wave on the screen with pre-programmed words. Change the text to create cute messages. **STARTREK:** An enhanced and bigger version of the MBasic game which came with many Kaypros. **TICTACTO:** Play a challenging game. **TRAP:** Similar to ENTRAP. You make a trail in a grid. But don't crash into a wall! You get points the longer you stay alive. **WAVES:** Makes two concurrent sine waves with your name on it. **WORD:** The computer thinks of a word. You must guess it. The computer gives you clues as you go.

MS-DOS, CP/M and RAM Drive For Your CP/M Computer



Now you can dramatically expand the software capabilities of your CP/M computer with CO-POWER-88 from SWP Microcomputer Products.

Introducing CO-POWER-88, the powerful 16-bit, 8088 co-processor that upgrades your Z-80, CP/M computer to run both MS-DOS and CP/M-86. What's more, MS-DOS on the CO-POWER-88 is format and data compatible with the IBM-PC.

Available in 2 RAM sizes, 128k and 256k, the CO-POWER-88 runs at a quick 5.33 MHz. It gets its power from your computer's power supply and uses a maximum of just 750 mils at +5 volts.

Installation is simple.

When you order your CO-POWER-88, you'll receive two circuit boards: the Z-80 adapter board and the main processor board. You'll also receive a complete owner's manual and easy-to-follow installation instructions.

When your package arrives at your door, the world of 16-bit processing is just minutes away.

CO-POWER-88 does not replace your Z-80, so you can still run CP/M.

Imagine the versatility, compatibility and power that CO-POWER-88 gives you, allowing for both CP/M and MS-DOS, IBM-PC compatibility processing.

SWP
MICROCOMPUTER PRODUCTS, INC.

2500 E. Randol Mill Rd. • Arlington, TX 76011

And, as an added feature, CO-POWER-88's RAM can be used as a high-speed simulated disk drive when processing under CP/M.

How IBM-PC compatible is the CO-POWER-88?

Most MS-DOS, IBM-PC software will run under the CO-POWER-88. To inquire about a specific program, call or write us.

Contact your local SWP dealer, or order direct by mail.

If you own a Kaypro, Morrow, Zorba, Actrix, Osborne, Bigboard, Xerox 820, or SWP ATR8000, then CO-POWER-88 is for you! Contact your local SWP dealer, or use the convenient mail order coupon below. Better yet, for fastest delivery, use your credit card and shop by phone.

Credit Card Orders Save Time!
Call 817-469-1181 or 817-861-0421 And Order Now
Department **KU/04**

Or Mail Coupon to: SWP, 2500 E. Randol Mill Rd., Suite 125, Arlington, TX 76011

Please ship the following:

☐ 128k CO-POWER-88 with MS-DOS @ \$400.00 + \$10.00 shipping.
☐ 256k CO-POWER-88 with MS-DOS @ \$500.00 + \$10.00 shipping.
☐ CP/M-86 (16-Bit Disk Operating System) @ \$60.00 + \$5.00 shipping.

Configurations: (check one) 5 1/4" drive _____ or 8" drive _____

Brand of Computer _____

☐ I want to learn more about the CO-POWER-88. Enclosed is \$1.00, (no checks please) for more literature, including a comprehensive listing of MS-DOS and CP/M-86 software that runs on the CO-POWER-88.

Method of payment:

☐ Personal Check enclosed (must clear bank before shipping)
☐ Certified Check or Money Order enclosed.
☐ Charge the following credit card:
☐ Master Card ☐ Visa

Credit Card # _____ Exp. Date _____
Master Card Bank # _____

Subtotal: _____ + Shipping _____ + Sales Tax (Texas Residents add 5%) _____
= Total Enclosed: _____

Name _____
Address _____
City _____ State _____ Zip _____
Phone (h) (____) _____ (w) (____) _____
Signature _____

© 1984, SWP Microcomputer Products, Inc.
Trademarks: CO-POWER-88 and ATR8000, SWP Microcomputer Products, Inc., IBM-PC, International Business Machines; Z80, Zilog; MS-DOS, Microsoft, Inc.; CP/M and CP/M-86, Digital Research, Inc.

NewWord

a review by Frank Fallon

"Why would you need more than one word processor program?" someone asked when I said that I was reviewing NewWord. Well, some users might not. But let's face it, there is no one program that does it all. Some Kaypro owners may have only one word processor in their disk file, while those who purchased the Kaypro after August 1983 have two, Perfect Writer and WordStar. They are the lucky ones.

WordStar is a "what you see is what you get" program. Perfect Writer keeps you guessing as to what printed copy will really look like. For users doing advertising copy or newsletters, or for anyone who must see on screen what the printed page is going to look like, WordStar is the way to go.

Sorry, wrong tense. WordStar W-A-S the way to go. NewWord from Rocky Mountain Software Systems, 1280-C Newell Ave., Suite 1005, Walnut Creek, CA 94596, has arrived on the scene to do what WordStar does and more for less money. It is really a WordStar look alike, or dare I say that it is WordStar compatible. Well, NewWord is. It is key stroke and file compatible with Wordstar. This means you can take a file created with WordStar and then edit or print it using NewWord. It also means that any programs designed to run in conjunction with WordStar will also work with NewWord. Written by three former Microsoft programmers, NewWord uses the same commands as WordStar but the code, including Merge Print, is an amazing 30k smaller than WordStar and thus runs faster. And, NewWord is a great buy at \$100 with a trade in, or even at the full list price of \$249. That price includes Merge Print, the NewWord equivalent of MailMerge(WS), which is normally an additional \$250.

NewWord also has a number of features which WordStar does not. First, it presents you with a much neater and easier to understand help menu. You can go to a specific page without scrolling. You can boilerplate text, as it already includes Merge Print.

It supports multiple printers, enabling you to select a printer at print time. But more important, it allows you to unerase text (Ctrl-U) up to one line in length. The default is 100 characters, but you can make it larger with NWinstal. You can use the ^U command to move blocks of text, but it will restore only the last erasure. Another nice feature of NewWord is that it allows you to ask for multiple copies at print time. Also, you can more easily re-form an entire paragraph with one command, Ctrl-B.

NewWord does not support the ^KN needed to form two columns. Conversations with Rocky Mountain staff confirm this, but they do hope to produce an update to support this feature. For those who need this feature, Magic Bind, discounted at about \$175, supports multi-column printing and additional features.

Just when I thought I had finished this review, I received a call from Rocky Mountain to tell me that there was a new update, version 1.29. (I had a very early version, 1.16.) It supports boldfacing and underscoring right on screen for the Kaypro 10. Use of ^OO writes a ruler to text and automatically makes it a dot command, making it possible to go back to a document and not have to reset a margin. Merge Print has been improved to allow conditional merge printing where dot commands can be used to set limits for zip codes or alphabetical listings. But perhaps the most interesting improvement is the addition of a new print driver, "PREVIEW," which can be selected at print time. It writes to disk rather than sending a file to a printer. This file can then be called up and viewed for formatting problems.

A 28 page booklet written specifically for Kaypro users should be read before the manual.

The documentation is the best I have ever seen. In addition, there is a four-color pocket reference containing all the commands. Owners have one year of free support via mail and 90 days of free telephone support. Rocky Mountain seems to have done a fine job of documentation and support.

(continued)

* * *

PROFESSIONAL SERIES

HOME ACCOUNTANT by Continental

Handles over 1000 transactions per month. Itemizes by category, maintains checkbooks, prints a variety of reports as well as net worth statement. Considered largest selling home and small business package available today. \$99

SILVER BUDGET by Douthette

Standard double entry system with over 240 user defined categories. Unlimited transactions, and transaction calendar. Contains reports including balance sheet, cash flow analysis, budget and actual reports, etc. \$99

HOME by Quest

Conforms to the Dome bookkeeping method (book included) of weekly or monthly bookkeeping. Balances either monthly or weekly with report and budget analysis. \$39

SILVER CALENDAR Scheduling

Multi-dimensional scheduling allows for priorities, flexible searches of people, places of things scheduled, calendar division by the minute, and full report generation. \$99

FOLIO ANALYSIS by Douthette

Silver Folio is a personal inventory/worth financial analysis module which includes inventory, assets, stock analysis, real estate, etc. Prints reports for Net Worth, Property listing, and handles Amortization schedules. \$99

FORM MASTER By GO

Ideally suited program for any professional who requires form to be filled in. Program automatically fills in forms where required. User defined prompts facilitate fill-in. Program stores in menu driven form all forms created. From start to finish on forms in 5 minutes. \$129

DISK CONVERSION Software

If you own an IBM or IBM compatible, or one of many CP/M based machines, you can read and write up to 50 different computer formats on your machine. \$49-99

COMMUNICATIONS SOFTWARE

Smart communications allow variable baud rate, built in easy to use auto dialing and phone directory, and allows saving to disk of all information coming in over the phone line. \$69

SMARTCOM by Quest Software

Smart Communications software which allows saving files to disk. Menu driven, easy to use. \$25

TELEX/TWX SOFTWARE by Amer.Int.

Convert your computer to a standard Telex or TWX system supported by Western Union or ITT, or Independent Services. \$250

PRESCHOOL SERIES by Quest

PRESCHOOL SERIES SOFTWARE developed on the Montessori teaching method. Many programs use large figures, with easy to follow instructions. Ideal for 3 year olds and up. Teaches Number and Set theory, eye and hand coordination, identification. Sample program available with description. \$15

PRINT SCREEN by Quest

For Kaypro II or IV only. Anything that you see on the screen at any time can be printed on the printer. Works with all types of programs and printers. \$29

GRAPHICS for Kaypro \$129

Fantastic display and engineering graphics programs for your Kaypro. Print Pie, bar, line, and multiple type charts or graphs. Extremely easy to use. Specify engineering or display.

20 PAGE SOFTWARE CATALOG AND FREE "WORD CHOICE" BOOK WITH ORDER

FEBRUARY-MARCH SPECIALS

ADVENTURE - MASTERMIND - SWORDS
HANGMAN - CPM HELP - OTHELLO
SUPER STARTREK - PLAGUE - BANNER

ONLY \$9.95 EACH

Quest 

9 N. MAIN STREET SUITE 100
LOMBARD, ILLINOIS 60148

(312) 953-2099

VISA/MC/AMEREXP/COD ORDERS

Library

- #101 [Games] PAC-MAN & CHESS
- #102 [Games] ELIZA & GOLF + Misc.
- #103 [Modem] MODEM 795 for Tel. Comm.
- #104 [Helps] HELP CP/M, MBASIC + Others
- #105 [Utilities 1]
- #106 [Games] ADVENTURE
- #107 [Statistical] STATISTICS
- #108 [Games] MBASIC MYSTERY
- #109 [Utilities 2]
- #110 [Pictures] POSTER PRINTOUTS
- #111 [Graphics] KAYPRO 10 GRAPHICS
- #112 [Helps 2] HELP PERFECT, SBASIC, Etc.
- #113 [Business] SBASIC & MBASIC PGRMS
- #114 [Directory] "LITTLE BLACK BOOK"
- #115 [Games] STARTREK + 15 MBASIC GAMES
- #116 MULTI-FORMAT DISK FOR KAYPRO II
- #117 MULTI-FORMAT DISK FOR KAYPRO 4
- #118 MULTI-FORMAT DISK FOR KAYPRO 10
(Multi-Format Disks run on CP/M only.)
- * #119 CONCENTRATION + 18 MBASIC GAMES
- * #120 HP CALCULATOR + MISC.

* New contributions

Please continue to contribute to the KUG library and when you do, be sure to tell us which Kaypro it will run on. REMEMBER, we will send you a disk from our library for any contribution ON DISK to our library or to the KUGRAM.

If you would like to receive any of the above, send \$10.00 (for each) to KUG LIBRARY at Box 100, Malverne, NY 11565. DO NOT SEND US ANY DISKS. We will supply the programs on our disks. Be sure to mention the disk name, number, your mailing address and I.D. number.


NOTICE

It's time for some KUGGERS to renew their membership. If your KUGRAM label has RENEW printed on it, your membership will expire after the next issue.

The renewal rate is \$15.00 U.S.A ... \$20.00 CANADA (U.S.Funds) and should be mailed to KUG RENEWAL, Box 100, Malverne, NY 11565.

***** I M P O R T A N T *****

Please write your ID# on the face of the check. The number on the KUGRAM label is your ID number.



There are many commands and programs we use in CP/M. We have discussed many of these in previous issues. BUT, there are other things that your CP/M can do.

Many programs using CP/M ask that you "warm boot" after changing disks. To do this you use a Ctrl-C. Ctrl-C is just one of twelve control keys used in CP/M.

Some of the other control keys we usually take for granted are Ctrl-P (used to turn the printer on and off) and Ctrl-S (used to start and stop scrolling on the screen). Now let's take a look at the others.

Ctrl-U and Ctrl-X are used to delete the current line. Ctrl-E continues on the next line without a carriage return. At the A> prompt type THIS IS; then enter Ctrl-E. Now type A GREAT CONTROL KEY. Notice that you have typed on two lines without using the return key. Now enter Ctrl-U. How many lines were deleted?

Ctrl-I tabs 8 columns & another useful control key is the Ctrl-H. This will delete the last character printed on the screen. At the A> type THANKSS. Now enter Ctrl-H. Doesn't that look better? Without changing anything enter Ctrl-R. How about that? There's something you can use. Another goodie from CP/M.

Ctrl-J and Ctrl-M are the same as line feed (Ctrl-J) and return (Ctrl-M).

The last control key is the Ctrl-Z. This control is used to end a keyboard entry or string used by either PIP or ED. (ED is the CP/M editor.)

You can use the above with PIP LST:=CRT: for typing directly from the keyboard to the printer, or you can insert the control keys into programs such as DBaseII by using the symbol ^ before the key. ^M = RETURN.

DO YOU NEED A RESPONSIVE COMMUNICATIONS PACKAGE

IF SO, THE TERMPAC is for you! TERMPAC has been written specifically for the Kaypro computer and therefore can exploit the many features of your machine! Still think you want a public domain program? Well look at this!

- TERMPAC provides full control of the modem port at any time
 - TERMPAC provides full keypad redefinition and allows the following useful functions to be performed at the touch of a keypad key:
 - break (attention, required by many mainframes)
 - clear screen
 - print screen
 - scroll/noscroll (x-on/x-off, stop/start data)
 - command resend (allows editing and selective resending of the previous five lines entered)
 - command strings (allows you to send up to 50 characters by pressing one key) pf keys
- (any combination of the above functions may be assigned to the keypad at any one time; assignments may be changed while logged on)**
- TERMPAC provides file capture and send capabilities
 - TERMPAC allows disk file manipulation (DIR, ERA, REN)

And the best part is: TERMPAC costs only \$24.95 !!!

(NOW WHAT WERE YOU SAYING ABOUT PUBLIC DOMAIN SOFTWARE?)

WE ALSO HAVE:

- CASHPAC** a complete reference package for cash flow, depreciation, and time value analyses.
(only **\$19.95**)
- GRAPHPAC** a powerful printer graphics package for creating x-y plots on Epson/Gelmini/Okii92/Pro8510/Man Tal 160/IDS480 printers.
(only **\$79.95**)
- STOCKPAC** a package for the modeling of stock, bond, and option trades (only **\$59.95**)
- PFPAC** allows you to assign multiple characters to any keyboard key, transparent to other programs. Makes word processing a breeze (no more two stroke commands).
(only **\$15.95**)

SPECIAL: - until August 1, 1984, KUGers can get PFPAC and TERMPAC together for only **\$32.00**

TO ORDER SEND CHECK OR MONEY ORDER TO:

DOUG'S SOFTWARE BARN

P.O. Box 220952
Charlotte, NC 28222

All software available for KII and K4.

Cashpac & Stockpac for K10.

ADD \$2.00 POSTAGE AND HANDLING TO ALL ORDERS

NC RESIDENTS ADD 4% SALES TAX

GRAPHPAC, TERMPAC, PFPAC, STOCKPAC, CASHPAC,
and the **PAC** suffix are trademarks of **Doug's Software Barn**

Please send me:

Amount

<input type="checkbox"/> TERMPAC (\$24.95)	
<input type="checkbox"/> PFPAC (\$15.95)	
<input type="checkbox"/> CASHPAC (\$19.95)	
<input type="checkbox"/> STOCKPAC (\$59.95)	
<input type="checkbox"/> GRAPHPAC (\$79.95)	
<input type="checkbox"/> TERM+PF (\$32.00)	
Postage	\$2.00
Total	_____

Name _____

Address: _____

City, State, Zip _____

Type of Computer:

Type of Printer:

KUG number:

Best of KUGBB

Vendors

FROM JEFF JENKINS ON KBB

TO ALL COMIC BOOK COLLECTORS, I AM ONE OF THE FEW WHO USE BBS'S.

ANYONE WHO WANTS TO CHAT WITH ME ANYTIME AFTER 7:00 PM, CALL ME AT 312-775-5858. I WILL ANSWER THEN HOOK MY MODEM UP SO IF YOU HEAR ME ANSWER DON'T HANG UP.

FROM RICHARD FREEMAN ON KBB

This message was composed and edited off line using Wordstar and then uploaded to this board—a very useful time and phone bill saving skill to have if you use the boards frequently. Here's how to do it:

1. Compose your message in a Wordstar file—for this BB I find it's sufficient to type, as usual, with word wrap on. Set your right margin so that line length doesn't exceed capacity of message board. Type a maximum of 20 lines and don't leave any blank lines in body of message as board reads this as end of message.

2. Set your software so that modem will transmit message as slowly as possible. Too high a sending rate overwhelms board's capacity and results in truncated lines. On my modem 7.12 software I do this by typing SPD at the command level and setting both rates at 9 when prompted.

3. Go on line and enter message—date, subject, etc. as usual. When board is ready to receive text of message do a ctrl. T (with modem 7 software) respond yes to delay prompt and enter file name—be sure you are logged on to disk where message file is located. A carriage return should then cause message to be uploaded.

Advantages of this technique. 1. You will spend less time on line and less on phone bills. 2. It's much easier to compose and edit at your leisure in Wordstar than on the boards. 3. You can send the same message to a number of different boards without retyping.

I find I can also send EMail to Compuserve's Filge editor using the same technique.

CUSTOM ENGRAVED KEYTOPS
from

Arkay Engravers, Inc.
2073 Newbridge Road
Bellmore, NY 11710

PROPERTY MANAGEMENT SYSTEM
from

Realty Software Company
1926 So. Pacific Coast Hwy., Suite 229
Redondo Beach, CA 90277

COOLING FAN FOR KAYPRO 2 AND 4
from
Fay-Soft

31220 La Baya Drive, Suite 110
Westlake Village, CA 91362

TRIVIA GAMES SOFTWARE
from

Hammond Software
P.O. Box 693, University Station
Hammond, LA 70402

TWENTY-FOUR PROGRAMS FOR WRITERS
from

Fourth Street Software
14045 Dinkytown Station
Minneapolis, MN 55414

NEW PROGRAMMING LANGUAGE FOR EDUCATION
from

Kobetec Systems Ltd.
1113 Commercial Street
New Minas, Nova Scotia, Canada B4N 3E6

MANAGEMENT SYSTEM FOR WRITERS
from

Gradan Consulting Company
P.O. Box 3594
Thousand Oaks, CA 91359

PRESATURATED CRT-CLEANING PADS
from

The Texwipe Company
650 East Crescent Avenue
P.O. Box 575
Upper Saddle River, NJ 07458

**

The VENDOR column is not advertising. We will list as many vendors as space allows. These listings in no way represent our endorsement.

THE SOURCEBOOK FOR THE KAYPRO II

- A collection of problem-solving chapters and exhibits which *fill in the gaps* left by the official software and other manuals. A guide to creating your own integrated system (new and experienced users!) Over 130 pages.
- Heavy emphasis on Perfect Writer, with additional sections on Perfect Calc, The Word Plus, Plu*Perfect Writer, CP/M and Public Domain Programs.
- ONLY \$17.95 for Spiral-Bound Edition, \$21.95 for Notebook Edition. Notebook allows you to add notes and updates. Add \$3.00 for shipping, handling.
MONEY-BACK GUARANTEE!

- Make Checks payable to:
StylePerfect Associates
P.O. Box 18240
East Hartford, CT 06118

SPECIAL FEATURES INCLUDE:

- ♦ RESOURCE CHAPTER with articles and vendors indexes.
- ♦ "CONFIG" CHAPTERS (style, keypad, printer, with ready-to-use forms).
- ♦ Writer KEYBOARD COMMANDS Index.
- ♦ TIPS for organizing your system.
- ♦ Extensive FORMAT comments, examples.
- ♦ INSERT FILES discussion.

The following are registered trademarks of the companies noted: Kaypro II (Kaypro Corp.), Perfect Writer and Perfect Calc (Perfect Software, Inc.), The Word Plus (Oasis Systems), CP/M (Digital Research), Plu*Perfect Writer (Plu*Perfect Systems).

What do various loan factors cost you?

EASY AMORTIZATION is a loan schedule and analysis program in MBASIC® for the Kaypro® computer.

ONLY \$29.95

You will be satisfied with the quality of this program or return it within 15 days for a **full refund**.

EASY AMORTIZATION does one thing and does it well. It possesses that unique combination of a completely professional coverage of its application and ease of operation.

SOME OF ITS FEATURES:

- **USE SIMPLE INTEREST OR RULE OF 78's INTEREST.**
 - Rule of 78's Annual Percentage Rate is Computed.
- **BASE INTEREST ON MONTHS OR DAYS.**
- **ANY PAYMENT SCHEDULE; MONTHLY, QUARTERLY, etc.**
- **SPECIFY FISCAL YEAR WITH ANNUAL TOTALS.**
- **COLLECTION FEE MAY BE INCLUDED.**
- **BALLOON PAYMENT:**
 - At a specified date.
 - At a specified payment number.
 - At a specified remaining balance.
- **EASY TO VERIFY AND CORRECT ENTRIES BEFORE PRINTING.**
- **DO A "WHAT IF" ANALYSIS ON LOAN FACTORS.**

The output is well-presented and segmented by payment No., date, payment, interest, principal, and balance. Other uses; annuities, interest bearing accounts, etc. A complete reference manual is included.

**SEND \$29.95 PAYABLE
TO THE R.E.M. Co.**

(Nevada residents add
5 3/4% sales tax)

MBasic® is a registered trademark of Microsoft Inc.

Kaypro® is a registered trademark of Non-Linear Systems Inc.

THE R.E.M. CO., C-105

2205 DRISCOLL DR.
P.O. BOX 12010
RENO, NV 89510

(702) 323-5331

S-BASIC TUTORIAL AVAILABLE

Approximately 140 pages, including index, of letter size sheets for 3-ring binder covering the aspects of S-Basic Programming. (with references to M-Basic)

SEND \$20.00 MONEY ORDER

(to cover cost for copying and mailing)

TO:

SVEN ERLANDSSON

3268 LEON BRISEBOIS
ILE BIZARD, QUEBEC
CANADA, H9C 1W2

Kaypro Upgrading

by: Gregg Platt
PeopleTalk Associates

The Wonders of SmartKey-II

If you're like most Kaypro users, you've probably found yourself wishing for a way to cut down the amount of typing required by the bundled software. It's not that you don't appreciate your Kaypro or the marvelous things it does, it's just that there's so-o much busy work involved! If you're tired of typing the same commands over and over again, you'll really appreciate SmartKey-II from Software Research Technologies, Inc. In the last year we have used several keyboard enhancement products; but not one of them offered the power and flexibility of SmartKey-II.

Perhaps the best way to think of SmartKey is to view it as an ultra-fast typist ... you tell the program what you want to do by pressing one or two keys, and SmartKey does your bidding dozens of times faster—and far more accurately—than the world's speediest secretary. You've seen systems with pre-programmed function keys. Imagine the flexibility of a keyboard with more than 100 personalized function keys with each key giving you access to one or more of your most frequently-used commands. Now, add to that picture the ability to change your definitions—or create new ones—on the fly to meet the needs of unique situations and you've gotten a glimpse of the power of this software.

How many times have you typed the date at the top of a letter or the closing at the end of one? Ask yourself how often you type "DIR B:" or "PIP B:=A:FILENAME" or even "B:PROPOSAL.MSS"—and how much time you'd save if you never needed to type them again—and you'll get a feeling for the usefulness of this program.

Picture this: Your assistant suddenly resigns to join a commune and you find you must look for a replacement. With a sinking feeling you remember how long it took you to teach him to run reports with Perfect Filer and how many mistakes were made in the process. You certainly don't want to repeat that nightmare! But then you realize that you've just purchased SmartKey.


Why not create a set of Filer definitions and take the guess-work out of those Report menus? Imagine pressing just two keys and having SmartKey automatically navigate through all of Filer's Menus—10 times faster than your old assistant and with no mistakes!

If you're a Perfect Writer or WordStar user—and especially if your work involves a great deal of "boilerplate" word processing, you'll quickly see the value of a program which allows you to press two keys and automatically insert a stock paragraph (or seven) into your document. Suppose you decide to send a personalized letter to your top twenty customers explaining a hot new service you're offering and you don't want to waste time with Filer or MailMerge ... they've GOT to go out in the afternoon mail. No problem! Just type the "form" letter into your word processor with appropriate notations on where you want to pause for "personal" insertions and then feed it to SmartKey in the form of a new definition. Now bring up those definitions in the word processor, press two keys and STAND BACK!! SmartKey-II patiently pauses for the name, address, salutation, and other personal touches and zips through the rest of the document in seconds. In practically no time you have created 20 personal letters and your printer is clattering away printing them!

Frankly the possibilities of this program are almost endless. Furthermore, it's NOT TIED to a particular version of CP/M, so it works equally well on all KAYPROs and with virtually every program we've tested. Earlier versions encountered a nasty Perfect Writer bug, but the latest release has even fixed this problem. The only other area where we saw any problems was when we tried to run SmartKey with our Co-Power board—but then this is not the first program we've seen which had trouble co-existing with that hardware.

For our money, this program—at \$89.95—may well be the most useful KAYPRO add-on since the introduction of Uniform. If you type on the keyboard, SmartKey-II should help make your job much easier. We were so impressed that we've started offering SmartKey-II through our dealers. But don't take our word for it.... Talk to your dealer about a demonstration!

Now Only \$59.95!



Stand Specifications:

Width: 18-3/4"
Depth: 13"
Height: 3-3/4" (horizontal position)
8-7/8" (maximum tilt)

Do you get a pain in the neck after a few hours at the keyboard?

STRAIN NO MORE.

Only the Icarus Desktop Stand has all these features:

- Attachable to your Kaypro — Hinged construction for easy portability.
- Adjustable for best viewing angle while your Kaypro is in place.
- Allows you to take full advantage of the detachable keyboard.
- Keyboard stores under computer when not in use to protect it from dust and to clear desk space.
- Tough, scratch-resistant baked urethane enamel finish.
- Color-matched with the Kaypro — it actually looks like part of the machine.
- Heavy-gauge aluminum alloy. Won't sag under the weight of your Kaypro.

At last you, too, can enjoy the comfort of a desktop computer with the portability of your Kaypro.

Satisfaction Guaranteed

If you are not completely satisfied with the quality and usefulness of your Icarus Desktop Stand, return it within 90 days and we will refund the full purchase price.

Order Now!

Please rush me _____ Icarus Desktop Stand(s) for the Kaypro at \$59.95. I understand that if I am not completely satisfied I may return it within 90 days for a full refund for the purchase price.

☐ Enclosed is my check/money order for \$_____. You pay shipping and handling.

☐ Please bill me at \$59.95 each plus \$2.50 shipping and handling.

Ship my Icarus Desktop Stand to:

Name _____

Street Address _____

City _____ State _____ Zip _____

Mail order to:



**ICARUS
SYSTEMS**

2303 N. 44th St., Ste. 14-325K
Phoenix, AZ 85008

**For immediate shipment,
call 602/840-6685**



Chapter News



CHICAGOLAND KUG (ChiKUG)

Cecelia Carlson
Carlson & Associates
605 Illinois Road
Wilmette, IL 60091

SOUTH INDIANA KAYPRO USERS GROUP

Contact: Joan Doyle
713 South Woodlawn Avenue
Bloomington, IN 47401
812/336-5457

PIEDMONT KAYPRO USERS GROUP

Contact: Rev. Don Marshall
13 Lisa Drive
Greenville, SC 29615

CINCITY KUG

Contact: Scott N. Loveall
c/o Cosmic Scribe Productions
1481 Collegewood Ln.
Cincinnati, OH 45231

KAYPRO CLUB OF SPRINGFIELD

Contact: Joseph W. Mueller
Rt. 2, Box 66A
Strafford, MO 65757

PALOS-CHICAGO KAYPRO CLUB

Contact: Ralph W. Goetz
12110 S. 87 Ave.
Palos Park, IL 60464

KUGVIC

Contact: George M. Kunz
PO Box 159
Forest Hill, Victoria 3104, Australia

KUG SCANDINAVIA

Contact: Ron Nixon
Box 1034, 144 01 Ronninge, Sweden

GERMANY KAYPRO USERS

Contact: Major Oliver D. Towns
PSC Box 6076
A.P.O. New York 09012

SANTA ROSA KAYPRO USERS GROUP (SRKUG)

Contact: Carl H. Davies, President
4772 Sunshine Ave.
Santa Rosa, CA 95405

NORTH COAST KAYPRO USERS GROUP

Contact: Anne W. Machen
616 Stevens Ave.
Solana Beach, CA 92075

SOBOKUG

Contact: Lisa Bozanic
2839 Pacific Coast Hwy.
Torrance, CA 90505

COLEMAN AVENUE KAYPRO CLUB (COLAVKUG)

Contact: Arnold Joyal
1105 Coleman Ave., M.D. 750
San Jose, CA 95108

SAN FRANCISCO KUG

Contact: Amy Tan
3515 Sacramento
San Francisco, CA 94118

BROWARD COUNTY AREA KUG

Contact: Wayne Shaver
13402 NW 8 Ct.
Fort Lauderdale, FL 33325

KAYPRO USERS GROUP OF ATHENS (KUGA)

Contact: Nancy Midgette
119 Biscayne Drive
Athens, GA 30606

SPOKANE MICROCOMPUTER USERS' GROUP

Contact: Sven Pretorius
1302 N. 14 Street
Coeur d'Alene, ID 83814

SOUTHERN INDIANA KAYPRO USERS GROUP

Contact: Joan Doyle
713 So. Woodlawn Ave.
Bloomington, IN 47401

KAYPRO USERS GROUP OF MAINE (KUGME)

Contact: Wayne Thompson
RFD #2, Lincoln Road
Saco, ME 04072

FISHER BODY KAYPRO USERS GROUP

Contact: Ralph Helmle
12267 Lansdowne
Detroit, MI 48224

KAYPRO USERS OF MINNESOTA (KUMIN)

Contact: David Sommer
10338 Colorado Road
Bloomington, MN 55438

KAYPRO USERS GROUP OF NEW JERSEY

Contact: John Klausner, President
Computer Technicians
1177 State Hwy 18 1
East Brunswick, NJ 08816

NEW JERSEY KUG

Contact: Herb Gopstein
PO Box 326
Rocky Hill, NJ 08553

KUG OF CENTRAL NY (CENYKUG)
Contact: Walter E. Pfeister, Jr.
1 Skadden Terrace
Tully, NY 13159

KUGOR
Contact: E.T. Kelsey
17 Fifth Avenue
Fairport, NY 14450

RHODY KUG
Contact: Louise N. Deveney
593 Pocasset Court
Warwick, RI 02886

ISRAEL KAYPRO USERS GROUP (IKUG)
Contact: Nadav Nahshon, Chairman
Etsel 16/15, French Hill
Jerusalem, Israel

KNOXVILLE KAYPRO USERS GROUP (K-KUG)
Contact: Steve Dendrinis, Jr.
c/o Computer King
7509-E Kingston Pike
Knoxville, TN 37919

NASHVILLE KUG (NKUG)
Contact: John L. Hereford, President
PO Box 24606
Nashville, TN 37202

EL PASO KAYPRO USERS GROUP
Contact: Rosa Hernandez
4400 North Mesa
El Paso, TX 79902

PUGET SOUND KAYPRO USERS GROUP
Contact: Dave Beal
1208 N. 32nd
Renton, WA 98056

PALOUSE AREA KP USERS & PROGR. (PAKUP)
Contact: Barbara Symons
NW 110 Dillon
Pullman, WA 99163

MADISON KAYPRO USERS GROUP (MADKUG)
Contact: Patrick Stefanek
1825 Monroe Street
Madison, WI 53711

VENTURA COUNTY KUG (VC-KUG)
Contact: Todd A. Parkhill
1956 Pelican Ave.
Ventura, CA 93003

FORT WORTH KAYPRO USERS' GROUP
Contact: Kenneth R. Sewell
5908 Walden Trail
Arlington, TX 76016

TUSTIN KAYPRO USER GROUP (TUSKUG)
Contact: Henry Wildermuth
505 City Parkway West #900
Orange, CA 92668

NWCONKUG
Contact: Paula Xanthopoulou
Marvelwood School
Cornwall, CT 06753

BRANDYKUG
Contact: Norbert Aubuchon
492 Dean Drive
Kennett Square, PA 19348

RALLYKUG
Contact: Mike Mazarick
2100 Chrisdale Court
Raleigh, NC 27607

KUGRAM is a KUG membership newsletter published 6 times yearly. The following rates apply:

U.S. & DOMESTIC \$15.00
CANADA & MEXICO \$20.00 (U.S. FUNDS)
INTERNATIONAL \$25.00 (U.S. FUNDS)

Back issues, when available, are \$3.00 each (sent prepaid).
Send payments to: Kaypro Users' Group, Back Issue, Box 100,
Malverne, NY 11565 Circulation number - (516) 746-0056.

Al Gerson, Editor and Publisher

Although it is a policy to check material placed in the KUGRAM for accuracy, KUG offers no warranty either expressed or implied, and is not responsible for any losses due to the use of any material in this newsletter. Articles submitted by users and published in KUGRAM, which describe hardware modifications, are not supported by Kaypro Corporation or Non-Linear Systems.

KUG is provided as a service to its members for the purpose of fostering the exchange of ideas to enhance their usage of Kaypro Computers. As such, little or no evaluation of the programs or products advertised is performed by Kaypro Corporation, in general, and KUG in particular. The prospective user is hereby put on notice that the programs may contain faults the consequence of which Kaypro Corp. in general and KUG in particular cannot be held responsible. The prospective user is, by virtue of obtaining and using these programs, assuming full risk for all consequences.

KUG is in no way affiliated with Kaypro Corp. other than its need to receive the latest up-to-date information from the company regarding the Kaypro Computer.

KUG's Bulletin Board in Chicago is available to all who wish to use it. However, all "downloading" may require the use of the member's ID Number. Again, this is provided as a service and KUG cannot be held responsible for any faults in the programs available. KUG's BB phone number is (312) 882-6747. CompuServe's Kaypro Forum (KUG SIG) is GO PCS 25.

Plu*Perfect Writer

Enhancements for Perfect Writer versions 1.03 and 1.20

- ★ One-touch commands—using any keypad key—plus normal keypad mode.
- ★ One-touch switch to overwrite mode.
- ★ Variable-size swap file, up to entire disk.
- ★ Built-in directory listing.
- ★ Change disks and automatic warm-boot.
- ★ Eliminates PW editor bugs—7 in v1.03; 6 in v1.20.
- ★★ Change user number (v1.20).
- ★★ Display page number (v1.20).

CP/M 2.2E

Enhancements for the CP/M operating system

- ★ Automatic 2-drive program search.
- ★★ Public files accessible from all user numbers.
- ★ Program re-execution.
- ★ Type-ahead keyboard.
- ★ Super-fast full-disk copy—just 56 seconds to format, copy & verify.
- ★ 6 user-group utilities included.

Perfect Writer, Wordstar and CP/M are registered trademarks of Perfect Software, MicroPro, and Digital Research, respectively.

The Backgrounder

—with definable keys—

Temporarily interrupt any program to:

- ★ Change disks
- ★ Read disk directory
- ★ Erase and rename files
- ★ Type and print files
- ★★ Change printer margins, underlining, etc.
- ★★ Print the KayPro screen
- ★★ Type notes to a Notepad file

Plus fully-definable keys:

- ★★ Every key is redefinable—up to 255 characters
- ★ All regular keys are still available
- ★ Create, change and save definitions while running a program
- ★ Automatically load customized definitions for each program

Also included:

- ★★ MODEM9 telecommunications program

The Backgrounder — It's like having a second computer!

The Backgrounder is a trademark of Plu*Perfect Systems. An earlier version was called Plu*Perfect Keypad/Helper.

★★ = new features. CP/M 2.2E for the KayPro 10 is in final testing. Write for information.

I'd like to upgrade my KayPro II___4___ Please send me:

Quantity	Disk	Product	Price
_____	K-1	Plu*Perfect Writer and CP/M 2.2E	\$ 32.00
_____	K-2	The Backgrounder (requires K-1 or K-3)	\$ 32.00
_____	K-3	CP/M 2.2E only	\$ 23.00
Subtotal:			_____
Deduct \$5 for two or more disks:			_____
California residents: add 6% sales tax			_____
Shipping and handling			\$ 2.00
Total:			\$ _____

Check if
previous customer ☐

Name _____

Address _____

Visa _____ MC _____ Signature _____

No. _____ Exp. _____

Plu*Perfect Systems

BOX 1494 • IDYLLWILD, CA 92349 • 714-659-4432

*plu*perfect adj: superlative

KAYPRO USERS GROUP

POST OFFICE BOX 100
MALVERNE, N.Y. 11565

BULK RATE
U.S. POSTAGE
PAID
Farmingdale, N.Y.
Permit No. 51

NOTICE

It's time for some KUGGERS to renew their membership. If your KUGRAM label has RENEW printed on it, your membership will expire after the next issue.

The renewal rate is \$15.00 U.S.A ... \$20.00 CANADA (U.S.Funds) and should be mailed to KUG RENEWAL, Box 100, Malverne, NY 11565.

***** IMPORTANT *****

Please write your ID# on the face of the check. The number on the KUGRAM label is your ID number.

ADDRESS CORRECTION REQUESTED