


Glenside
Color
Computer
Club
1989
Chicago
Rainbowfest

CoCo~123



GLENSIDE, YOUR OFFICIAL RAINBOWFEST HOST CLUB

CoCo~1,2,3 Press Association

RAINBOWfest WELCOME

On behalf of the entire membership of the Glenside Color Computer Club of Illinois and the Illinois Color Computer Association, WELCOME TO THE 1989 CHICAGO RAINBOWfest.

It is our hope to help make your RAINBOWfest one to remember. If there is anything we can help you with or assist in any way, please call upon us. Most of our members live in-around the Schaumburg area and would be more than happy to assist you in locating what ever you need to find outside the RAINBOWfest complex. We also have a good number of members

that live in Chicago and they too could help 'point' you in the right direction if you are planning a trip downtown. Please consider the Glenside Booth as your 'RAINBOWfest Chamber of Commerce'.

If you live in the greater Chicago metro area and are not currently a member of Glenside or the Illinois Color Computer Association, **WE NEED TO TALK!** Glenside along with the Cook County Color Computer Club and the Illinois Color Computer Club of Elgin serve the entire northeast region of Illinois. Each club is separate from one another, however, we formed the Illinois Color Computer Association to provide a standard of quality unmatched by any other 'non-CoCo' group or club. To join any one of the three groups, all you have to do is ASK! All we need to know is where you live and your phone number. It really is that simple... Because each group is separate, the annual dues and individual services that each club provides will differ from one another. But the same commitment to the Color Computer and it's members is the #1 priority.

Once again, WELCOME TO THE 1989 CHICAGO RAINBOWfest and please do not hesitate to call upon us for help or assistance.

Ed Hathaway, President
Glenside Color Computer Club

**NEXT MEETING OF
THE GLENSIDE COLOR COMPUTER CLUB**

Thursday May 11, 1989 - 7:30pm
GLENSIDE PUBLIC LIBRARY
25W. Fullerton Avenue
Glendale Heights, IL

DIRECTIONS: Glendale Heights is located between Glen Ellyn/Wheaton, IL and Bloomingdale, IL. Fullerton Ave. is West of Bloomingdale Road in Glendale Heights. The Library is about a half a mile down West Fullerton on the left side from Bloomingdale Road. The meetings are open to all Tandy Color Computer 1, 2 & 3 users and owners.

GLENSIDE NEW MEMBER INFORMATION

If you wish to join the growing Glenside family this RAINBOWfest weekend, all you need to do is ask any one of the club members at our booth for full details.

CoCo~123


A Glenside Color Computer Club of Illinois publication since 1981

THE O-S-9er

This month I'm going to take a step backwards and answer some of the questions that I have been getting at the meetings and on my list. This will be old stuff for most of the OS9 types around the club but good for the new comers and that's what we're here for.

First off I'm not going to explain how to use the OS9 Operating System, that's better left to a class. I will show you how to use Basic09 in your CMDS directory. Then to access it you just type: Basic09. This will give you 6911 bytes of memory space to use. If you need more there are two ways of getting more space. First, before you enter Basic09 you can use the OS9 memory modifier (#). For example you can type: Basic09 #24k. This will give you 23295 bytes of memory to use. Second, once you are in the Basic09 compiler, you can type: mem 24000. This will give you 24063 bytes of memory to use. You might want to ask at this point, why the different amounts of memory free when you ask for 24k each time? Well remember when you first entered Basic09 you had 6911 bytes of free memory, now you have asked OS9 to add 24000 bytes to that from within the compiler by using the MEM command. Why it comes up with only 24063 bytes, I'm not sure. Also when you are in the compiler, you must ask for more memory in decimal amounts. One more thing on free memory, in Level I, you can only ask for 16k of memory, but in Level II you can go as high as 32k (with other windows running shells like I do). But don't let that disturb you. Basic09 will let you break your procedure up into modulers and call them from disk. For example the club database system is one procedure or program, but, it has at least 14 modulers and takes up 569 sectors out of 630. Now some of that is the OS9 Operating System and the manual text file but you get the idea.

Now you are in the Basic09 compiler looking at the 'B:' prompt. This is the command mode prompt where you can



*NOTICE: Materials contained herein may be reproduced in whole or in part unless otherwise indicated. Please quote source as,

GLENSIDE COLOR COMPUTER CLUB of ILLINOIS

Editor: Ed Hathaway

Contributing Writers: Floyd Greg Pirtucha Ed Stevens

Graphics & Design: SCSpublishing Staff Artist: Tom Cassell (c)

Glenside Color Computer Club's CoCo-1,2,3 is published monthly. Subscriptions to non-members are available for an annual fee of \$12. Make checks or money orders payable to GLENSIDE COLOR COMPUTER CLUB, and mail to 8W. Stevenson Dr. Glendale Hts., IL 60139. All subscriptions will begin with the next available issue.

type DIR, RUN, LIST, LOAD, KILL, EDIT, etc. If you type EDIT or E for short you will see the words 'PROCEDURE program' appear on the screen with an 'E:' prompt, this is the edit mode. You could have typed 'E filename', and the compiler would have used that name instead of 'program'. When in this mode you may now enter lines of code. I don't use this editor, I use 'TSEDIT' because of the ease of the full screen editing. I do however use the single line editor when correcting one of two lines. You do have to be careful when using another editor in that you must have a 'PROCEDURE filename' at the start of the program.

Now to a question, "How do you get away without numbering lines?" You must remember in this basic you are in a compiler not an interpreter. The computer keeps the code in memory sequential order and in that way it runs the program. If you use a GOSUB or GOTO, or other related commands that use line calls, then you must use a line number. Also the program is compiled into machine code all at once, not line by line, as in an interpreted version like RS Basic. It is because of this and the fact that OS9 runs at 2mhz, Basic09 programs run faster than RS Basic. I would strongly recommend, if you are interested in programming, getting the OS9/Basic09 package. Even through MicroSoft Basic (RS Basic) is a good version of basic to learn, and very close to IBM PC's GWBasic, the OS9/Basic09 package is not only a very good Basic (almost exactly like the VAX Basic used on the mainframe at Kent State) but the OS9 Operating System is an UNIX based operating system used on mainframes as well.

Well I think that's about it for this month. I'll leave you with some edit mode commands to play with. This is if you want to do some programming. Feel free to ask me any questions you have at the next meeting or show me a few programs you wrote.

When you first enter Basic09 you are in the system mode indicated by 'B:' prompt from this if you type an 'E' or 'EDIT' you will enter the Basic09 editor mode indicated by the 'E:'

Continued on Page 4

THE PERMANENTLY SORTED DIRECTORY

By:Ed Stevens

There are many programs in circulation today which will, when run, display a sorted directory and with some, allow the user to run or list a particular file with one or two keypresses.

I have found occasional use for such programs (I stress OCCASIONAL!!!). In general, it is far too much effort to run the program and, unless you have it on all your disks, to change disks simply to see a neat directory. Even if it is resident in memory, you still have to load it initially.

To some, a sorted directory may not be important, but when your disk collection starts numbering into the 100s it's nice to be able to tell at a glance whether or not a certain file is on the disk without having to look at every name in the directory.

It was for that reason that I wrote DIRSORT/BAS. Dirsort will sort your directory as do the others but the big difference here is that once the directory is sorted, it is also sorted on the disk itself making the sort permanent. Any files that are added to the disk later, however, will not be sorted and Dirsort must be used again to place them in order.

There are three types of sorts available with Dirsort. Option number one will sort all files alphabetically. Number two will first sort all files by the file extension and then sort each group alphabetically. The third option is the same as the first, except that the files are grouped by the file type rather than extension.

The program was written on a COCO 3 but will work on all models with extended basic by simply removing the Palette command in line 40.

```
5 REM THIS PROGRAM IS PUBLIC DOMAIN
10 CLEAR 5000
20 DIM UD$(72),SD$(72),UX$(72),SX$(20),A$(3)
30 CLS
40 PALETTE 13,32
50 PRINT@5,"ON-DISK DIRECTORY SORT"
60 PRINT@33,"V 1.0      BY:ED STEVENS"
70 PRINT"-----"
80 PRINT
90 PRINT"1> SORT ALPHABETICALLY"
100 PRINT"2> SORT BY EXTENSION"
110 PRINT"3> SORT BY FILE TYPE"
120 PRINT"4> EXIT TO BASIC"
130 PRINT@384,"INSERT DISK AND PRESS <1-4>: "
140 AA$=INKEY$:IF AA$="" GOTO 140
150 IF ASC(AA$)<49 OR ASC(AA$)>52 GOTO
```

```
140
160 F=VAL(AA$)
170 IF F=4 THEN CLS:END
180 PRINT@384,"READING DIRECTORY...PLEASE WAIT"
190 CT=0
200 FOR S=3 TO 11
210 DSK$=0,17,S,A$(1),A$(2)
220 FOR Q=1 TO 2
230 FOR ST=1 TO 97 STEP 32
240 CT=CT+1
250 T$=MID$(A$(Q),ST,32)
260 IF LEFT$(T$,1)=CHR$(0) THEN CT=CT-1:GOTO 290
270 IF LEFT$(T$,1)=CHR$(255) GOTO 320
280 UD$(CT)=T$
290 NEXT ST
300 NEXT Q
310 NEXT S
320 CT=CT-1
330 IF F=2 GOTO 620
340 IF F=3 GOTO 640
350 PRINT@384,"SORTING"
360 C2=0:C3=1
370 FOR L1=1 TO CT
380 IF UD$(L1)="" GOTO 420
390 IF F=1 THEN T1$=UD$(L1):T4=L1:GOTO 450
400 IF MID$(UD$(L1),SP,SL)<>SX$(C3) GOTO 420
410 IF MID$(UD$(L1),SP,SL)=SX$(C3) THEN T1$=UD$(L1):T4=L1:GOTO 420 NEXT L1
430 C3=C3+1
440 GOTO 370
450 FOR L2=1 TO CT
460 IF UD$(L2)=T1$ GOTO 560
470 IF UD$(L2)="" GOTO 560
480 IF F=1 GOTO 500
490 IF MID$(UD$(L2),SP,SL)<>SX$(C3) GOTO 560
500 FOR L3=1 TO 11
510 T2=ASC(MID$(UD$(L2),L3,1))
520 T3=ASC(MID$(T1$,L3,1))
530 IF T2>T3 GOTO 560
540 IF T2<T3 THEN T1$=UD$(L2):T4=L2:GOTO 560
550 NEXT L3
560 NEXT L2
570 C2=C2+1
580 SD$(C2)=T1$
590 UD$(T4)=""
600 IF C2<CT GOTO 370
610 GOTO 950
620 SP=9:SL=3
```

Sorted Directory...Continued

By: Ed Stevens

O-S-9er Continued from Page 2

prompt. If you just entered one of the above com-
mands you will see:

```
B:EDIT
PROCEDURE PROGRAM
```

Basic09 checks to see if you had typed a name for
you program or procedure and because you didn't
name your procedure for you with the name 'PRO-
GRAM'. To enter a name just type it after the 'E' or
'EDIT' command like:

```
B:EDIT FILLSCREEN
This will produce the next lines on the screen:
```

```
B:EDIT FILLSCREEN
PROCEDURE FILLSCREEN
```

E:
*
The asterisk (*) is the edit pointer. It shows you
where you are in the file procedure you are working
on. When listing or working on part of a large proce-
dure just remember that Basic09 Edit Pointer is
always located in front of the line printed behind the
asterisk. Note all editor commands must be entered
in the first space on the line, all other text or state-
ments must be entered with a space first.

EDITOR COMMANDS

---COMMANDS---DISCRPTION---
<SPACE> You must enter a space before entering
any Basic09 language.
'Q' Quits the editor and places you in the system
mode of Basic09.
'R'N1,'N2' Renumbers a Basic09 procedure that uses
line numbers. Starting at the edit pointer location it
starts renumbering the line with N1 numbers and
increases each line after it with N2 - number steps.
EXAMPLE: R 1000,10

'R*N1,'N2' Same as the above renumbering com-
mand but will renumber the whole procedure, no
matter where the edit pointer is.
'R'or'R*' Same as the above two commands but uses
the default values of N1 = 100 and N2 = 10.
'L*' Lists the contents of the editor. It lists in pretty
print fashion.
>ENTER< will move the edit pointer one line ahead
(or + command).
'+' moves the edit pointer to the end of the proce-
dure file. (Bottom)
'-' moves the edit pointer back one line.
'*' moves the edit pointer to top.

Dennis Strook
Color Computer Club - Canfield, OH

```
630 GOTO 650
640 SP=12:SL=1
650 C1=1
660 FOR L1=1 TO CT
670 T1$=MID$(UD$(L1),SP,SL)
680 FOR L2=1 TO C1-1
690 IF T1$=UX$(L2) GOTO 730
700 NEXT L2
710 UX$(C1)=T1$
720 C1=C1+1
730 NEXT L1
740 C1=C1-1
750 C2=0
760 FOR L1=1 TO C1
770 IF UX$(L1)=" " GOTO 790
780 T1$=UX$(L1):T4=L1
790 NEXT L1
800 FOR L3=1 TO C1
810 IF UX$(L3)=" " GOTO 880
820 FOR L2=1 TO SL
830 T2=ASC(MID$(T1$,L2,1))
840 T3=ASC(MID$(UX$(L3),L2,1))
850 IF T2>T3 THEN T1$=UX$(L3):T4=L3:GOTO 880
860 IF T2<T3 GOTO 880
870 NEXT L2
880 NEXT L3
890 C2=C2+1
900 SX$(C2)=T1$
910 UX$(T4)=" "
920 IF C2=C1 GOTO 940
930 GOTO 760
940 GOTO 350
950 PRINT@384,"WRITING"
960 QQ$=STRING$(32,255)
970 FOR Q1=CT+1 TO 72
980 SD$(Q1)=QQ$
990 NEXT Q1
1000 FOR L1=3 TO 11
1010 FOR L2=1 TO 2
1020 A$(L2)=" "
1030 FOR L3=1 TO 4
1040 T=((L1-3)*8)+((L2-1)*4)+L3
1050 A$(L2)=A$(L2)+SD$(T)
1060 NEXT L3
1070 NEXT L2
1080 DSK0$ 0,17,L1,A$(1),A$(2)
1090 NEXT L1
1100 CLEAR
1110 GOTO 30
```

ONE TANDY CENTER

By Ed Hathaway

ONE TANDY CENTER

The other day I received word of two new events coming from the land of Tandy. Both were good news and both were related to the Color Computer.

The first announcement is software related. In an internal mailing made to all Radio Shack 'Y' stores (these are stores that do a large volume of business) were ad layouts from the software company, Sierra. Most if not all of these ad layouts were programs designed for Tandy's 1000 computer systems. However, there were two layouts for CoCo software. One was Kings Quest III (now available at your local Radio Shack store). and the other was an announcement for the popular adult adventure game, 'LEISURE SUIT LARRY'. Yes my fellow Disco fans, Larry is soon to be available for us CoCo users. Currently the only way to order this gem of a software program is through Special Order. It carries an '90' series catalog number meaning that it must be ordered by 'Express Order'. I have not attempted to place an order yet, but will soon...

The second announcement is somewhat of a secret. Radio Shack stores that had an inventory of the CoCo II's, were asked to ship them out. I do not know what address they were sent to, however, I do know who was to receive them. For reasons unknown, the FEDERAL RESERVE BANK were to receive these CoCo II's!

That is right, the FEDERAL RESERVE BANK is receiving CoCo II's from all around the nation for reasons still un-clear to me. The question has to be, "What in the devil are they going to do with CoCo's when they have major main frame systems available to them. They are a federal agency and we do know that whatever federal wants, federal gets. So what are they going to do with a 64k Color Computer that Tandy markets as a GAME machine? Let me run a few examples by you, and you be the judge.

A) They might be using them just the way that Tandy markets it, to play games. These CoCo's could be placed in the employees lounge as a means to provide a relaxing change of pace

during breaks and lunch hour(s).

B) They might on the other hand be using them as a means to conduct typing lessons for new employees.

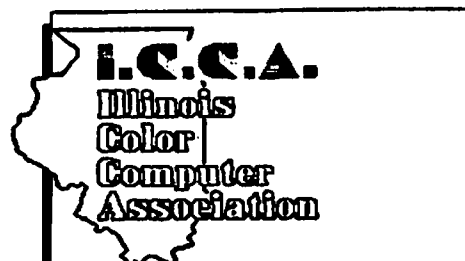
C) They could be using them as backup systems to there other out-dated computer systems.

D) They even might be considering a change over of all their desk top terminals to CoCo system. The cost to replace desk top terminals with CoCo's would save them a great deal of money.

E) They might even be considering using the CoCo's as a total computer system replacement... We ARE talking about a federal agency!

What ever the reasons for the Federal Reserve Bank wanting CoCo II's is really not that important. What is important is that they selected the CoCo in the first place. When you think about it, it is quite the complement that the CoCo was selected over all of the other systems they could have bought.

Is the CoCo a DEAD MACHINE? THINK AGAIN!



I.C.C.A.
Illinois
Color
Computer
Association

ICCA, YOUR ILLINOIS CONNECTION FOR
TANDY'S COLOR COMPUTER

GLENSIDE COLOR COMPUTER CLUB
BANKOMPTER HOBI CLUB
SERVING CHICAGO AND THE WESTERN SUBURBS
CONTACT: Ed Hathaway 312-442-0094

COOK COUNTY COLOR COMPUTER CLUB
SERVING CHICAGO AND THE SOUTHERN SUBURBS
CONTACT: Tony Nowakowski 312-890-0093

ILLINOIS COLOR COMPUTER CLUB OF ELGIN
SERVING THE NORTHERN SUBURBS OF CHICAGO
CONTACT: Tony Podraso 312-428-3576

CONTINUED SERVICE AFTER THE 1984 ICCA



Location
 Glenside Public Library
 Fullerton Ave.
 Glendale Hts. IL
 7:30 to 9:30pm

call: 462-0694
 for more information

Monthly meetings every **SECOND THURSDAY**