



EUGENE NEWSLETTER

PCjr CLUB

Volume 4
Number 6
June 1988

1011 Valley River Way, Suite 220, Eugene, OR 97401

Dick Page
5025 S. Willamette
Eugene, OR 97405

IMPORTANT NOTE: THE DATE PICNIC HAS CHANGED!

IT WILL BE AT 6PM ON TUESDAY, JUNE 7TH
THERE WILL BE NO MEETING ON THURSDAY!

NOTES FROM THE PRESIDENT by Mike Luttio

Hello again! It's time for our year ending picnic and swap meet. We will have a potluck starting at 6:00 pm, on Tuesday June 7th, at Emerald Park in the North Eugene area. Louie is providing a map to make finding the park a little bit easier for those unfamiliar with its location. Dick Page describes the swap meet activities in an article later in the newsletter. So, bring your goodies to eat, items to swap and sell, and join us for this get together.

I want to thank Dick Page for his demonstration of a PC Junior add on called Thin-Font. This item replaces your character generating ROM with one that allows you to choose between your regular character set and one that is thinner. The module is fairly easy to install and has some potential. Be sure and read his article on Thin-Font in this month's newsletter.

Paul Matchulat gave us an explanation of his trials and tribulations solving the problem of adding a second fan for his Racore expansion. It is a very easy installation once you know what to do, and I hope Paul will give us an article on his adventure.

Jan Ries won a copy of Archon as the evening's door prize.

The Eugene PC Junior Club will take a two month vacation from meetings and putting out the newsletter. We will start up again in September. I hope you all have a great summer and see you soon!



ANNUAL CLUB PICNIC

Come one! Come All! It's time for our annual club picnic and swap meet at Emerald Park!

Time: 6:00pm (but come early!)

Date: Tuesday June 7th

(NOTE DATE CHANGE!)

Place: Emerald Park on Lake in Eugene

Directions: Find River Road on a map of Eugene. Look for Howard Avenue and the Park is on Lake off of Howard. Easy!

What to Bring: Bring a place setting for each member of your family. If you haven't already signed up on the food list, you are asked to bring either a main dish, salad or dessert. Please call Elleen Levy at 343-7592 as she is trying hard to coordinate all of this. Also, be sure to bring something you want to sell, swap or loan out for the summer.

THERE WILL BE NO MEETING ON THURSDAY!

DOOR PRIZE!!

Dick Page has donated an issue of PC COMPUTE! magazine and diskette worth \$12.95 for this month's door prize. (Maybe we should call it our "picnic shelter prize".)

PC COMPUTE! is an 80 to 100 page bimonthly magazine that includes many feature articles and software/hardware reviews as well as 8 to 10 programs on a diskette. From the people who write COMPUTE! magazine, PC COMPUTE! is a quality product chocked full of useful stuff.

Time for our**Swap Meet**

The June meeting will also be swap meet.

Are your kids tired of the same old games, but your wallet too thin to buy more games?

Frustrated because you just can't quite figure out how to solve that King's Quest puzzle?

Disappointed by that program you bought that you thought would be the answer to your accounting problems?

Wondering what you're going to do about the many days of the long, hot summer? Our club has the answer:

Swap disks with your club friends. Try out one of their games to see if it is something you want to get. And get that game that has been driving you crazy out of the house for awhile. Get some more mileage out of the Flight Simulator you bought.

Let someone else see if they can get that program to work the way the advertisement said it would. And get a chance to try something new in the bargain without having to purchase it just to see if you'll like it!

**Wondering What To Bring?**

Have some computer-oriented books collecting dust since you finished reading them? Why not try swapping them.

Did that mouse you bought get arthritis from lack of use because you didn't like the paint program you bought? Maybe someone else can put it to use until you get inspired once again.

Your old computer magazines could provide some new insights to another reader. Bring them along! Remember: Another Junior user may be willing to swap software for those magazines for over the summer.

The list of possible swaps is endless.

So bring anything you think you can part with for the summer and lets make the **PEANUT PICNIC** a festive occasion!

(The club has made up forms which will be available for both parties to sign. You fill in the blank lines stating what is being swapped and when the materials will be returned. You sign the form acknowledging responsibility for replacing the other person's item if it is damaged or lost.)

That's all there is to it! Give it a try!

Selling Happens Too!

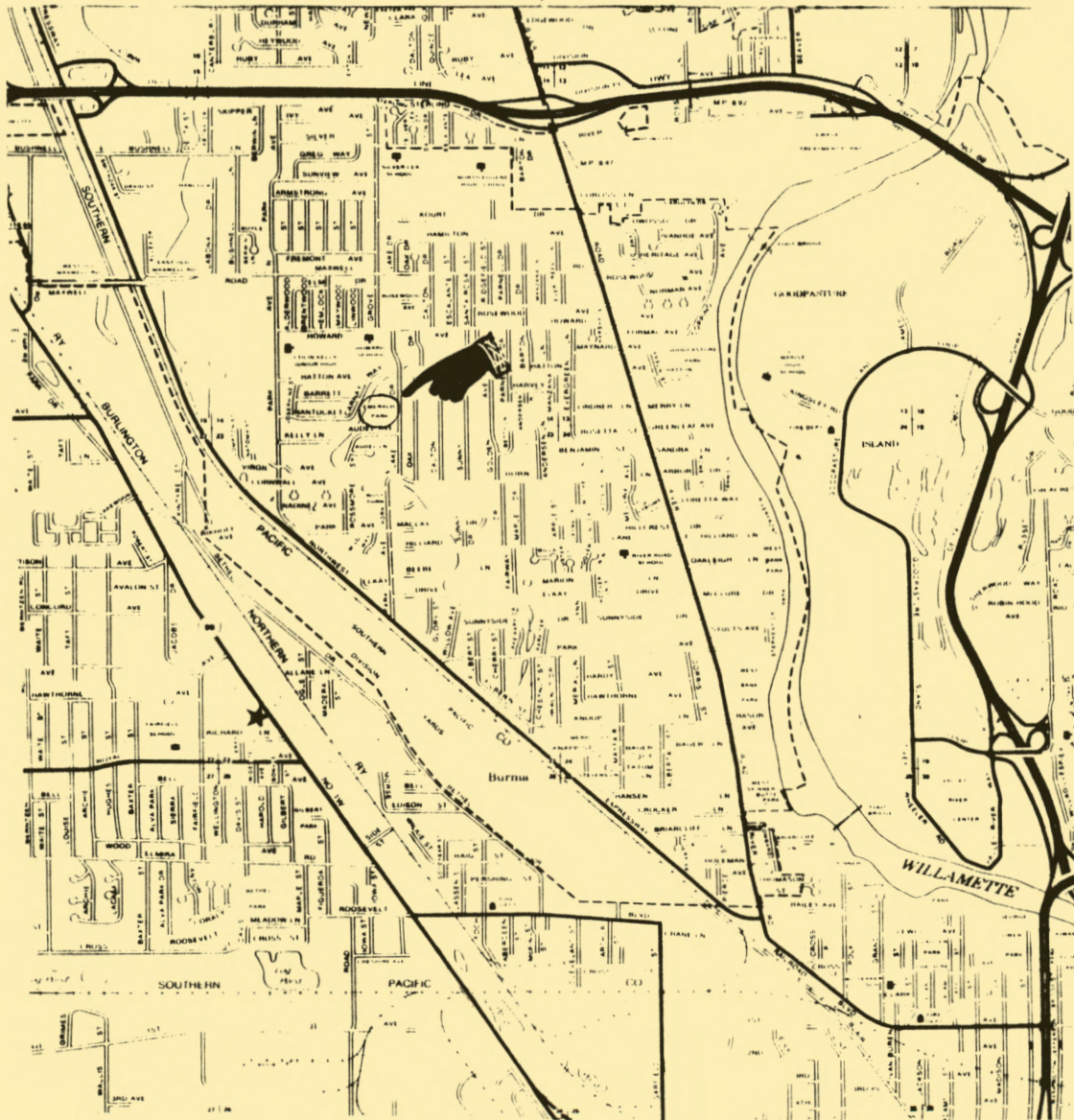
If you have items to sell, bring them along, too. You might find a buyer in the crowd, if the price is right! So....

DICKER AND DEAL AT THE PICNIC/SWAP MEAL!**WHO'S RESPONSIBLE FOR THIS?**

President.....	Mike Luttio
Vice-President.....	Phil Janz
Sect./Tres.....	Juanita Hampton
Modem Capt.....	Bruce Brown
Disk Librarian...	Randy Williamson
Refreshments.....	Elleen Levy
Newsletter Editor.....	Louie Levy

PEANUT PICNIC - PEANUT PICNIC

TUESDAY JUNE 7TH - 6PM



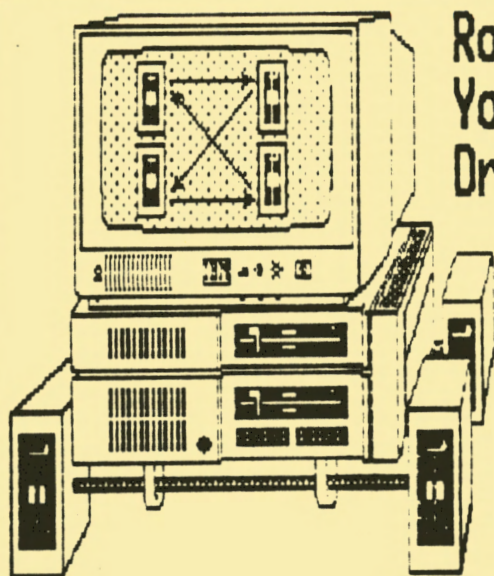
EMERALD PARK, the River Road District Park,
is located at 1400 Lake Drive.

TWO REASONS

*A man always has two reasons for
doing anything - a good reason
and the real reason.*

-J.P. Morgan

NEWSLETTER DEADLINE: All material submitted for the Eugene PCjr Club Newsletter **must** arrive prior to noon the first Thursday of the month if it is to make that month's edition. PLEASE submit your work; as you can see, we get pretty desperate for material. Just make sure it gets to the editor in time!



Rotating Your Disk Drives?

"HEARD (HERD?) ON THE STREET"

by Dick Page

ROTATING YOUR DRIVES

At the April PCjr Spring Cleaning meeting several of us were looking at the innards of one of the Juniors being cleaned. ??????//?????? mentioned that in replacing his worn-out second drive he found that one jumper on the drive is there to tell the PCjr (and any other PC) which drive that disk drive happens to be.

That got us talking about switching the drives around in Juniors that have two installed disk drives.

Why change Drive A to Drive B and make Drive B into Drive A? Here are some possibilities.

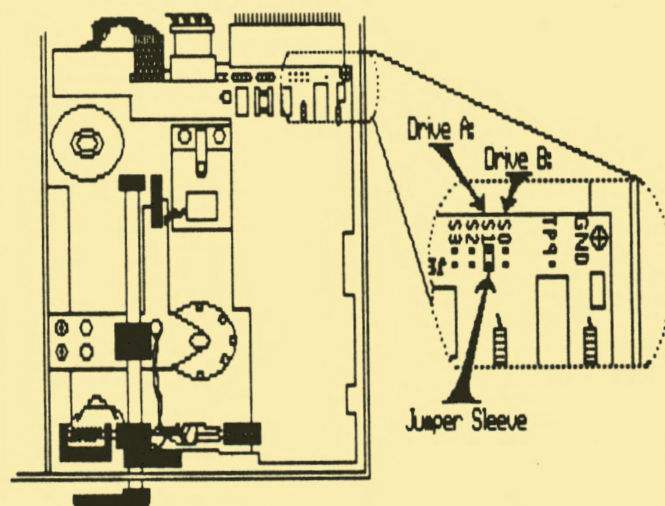
- 1.) **ROTATING TIRES:** The way I use my Junior, Drive A gets a lot more use than Drive B. Just like you rotate car tires to get even wear out of them, so too would it be good to alternate drives.
- 2.) **ACCESS:** I find it easier to use my top drive than my bottom one because the large keyboard I have (a Key Tronic KB 5151jr) gets in the way when inserting and removing diskettes.
- 3.) **COMFORT:** My newer second drive is quieter than my original IBM Qume drive, so switching decreases the sound irritations.

4.) **DEPENDABILITY:** By using the disk drive test that is part of COPY IIPC, I found out which drive runs at the best speed with the least erratic behavior. I have made that my primary drive.

Installing the changes:

Switching is no big deal if you have ever taken apart your Junior for cleaning. (If you haven't tried exploring inside, maybe now is the time to both clean it and rotate drives!)

First and foremost, unplug all power cords to the Junior. Make sure you're grounded as well. (You may have a static charge and accidentally touch a chip and zap it.) Don't wear polyester clothing. It's also best if your shoes are rubber-soled.



Jumper Sleeve on Drive A:

Remove the sidecar and the top. Disconnect the cables to the sidecar. Take off the whole snap-in upper section containing the second drive. Using the above diagram of the disk drive, locate the back where the large ribbon cable connects to Junior's drive. To switch drives, move the metal sleeve (called a jumper) from S0 to S1, or from S1 to S0 -- depending on which set of pins it came from. Reverse the sleeve on the second drive as well. (Otherwise, you could end up with two Drive B's.)

keep going →

Put Junior back together and you are off and running! Just remember that you have a new Drive A. So make sure you start Junior with your DOS disk in that drive.

Good luck and long may your two drives spin!

THIN-FONT MODULE

by PC Enterprises

At the May club meeting, I demonstrated a chip I recently installed in my Junior. It is called Thin-Font Module, and was acquired from the jr Products Group of PC Enterprises at a cost of \$19.95 plus shipping and handling.


Thin-Font is a combination replacement character generator chip and two software programs.

Why change chips?

Some people find the letters on a PCjr display to be too fuzzy and difficult to read because they blur together (especially in the 80 column mode). This is because the PCjr Color Display is not a monitor with a high quality resolution (although it is of very good quality).

The PCjr's "motherboard" has, as one of its chips, an integrated circuit which translates the input from the keyboard into designs on the screen. The result is letters drawn in the form of two-pixel wide lines.

The Thin-Font module replaces the existing chip with an integrated circuit which can generate either the original character shapes (Serif style) or a set of thinner ones (a modified San Serif style) which are made of lines one pixel wide. (See the illustration below.)



Thinfont Module : 2 vs. 1 pixel wide

Installation:

The chip is a little bit tricky to install and not a task for the unadventuresome Junior owner, or the faint of heart. However, with the help of the detailed manual sent with the module, most diehards can quickly install the new chip.

After unplugging Junior and removing the top, the Diskette Drive Adapter Card, the 64K Display and Memory Expansion Card all must be removed, along with the Infrared Sensor Module. This provides access to the Existing Character Generator ROM Chip.

After the original chip is pried loose, the new module is inserted in its place. A wire, which comes off the new chip and has a clip attached, is connected to a resistor that is part of the cassette motor relay device. (This connection provides the switching power to convert back and forth between the Thin-Font and the normal PCjr character display modes. It does interfere with the use of a cassette player, but I have heard of absolutely no one who uses a cassette as a read/write device with their Junior.) The IR Sensory Module is a bit tricky to reinstall, but the other cards "are a snap."

Software:

Two programs come with the chip: THINFONT and SETFONTS.

THINFONT is a Terminate and Stay Resident (TSR) program. If you put it in your autoexec.bat file, it is always available to use to switch between the normal-wide font and the thin font. The switching occurs when you simultaneously press the <Alt>, <Left Shift>, and <Right Shift> keys. This key combo can be changed however, if you want a different set of keys to press.

The second program option is SETFONTS and is non-resident. At the DOS prompt, you run the SETFONTS each time you want to switch the screen display character sets.

Personal Thoughts:

I experienced no trouble getting the module installed. Some people may want the presence of another PCjr owner for moral support, but most of the installation fears are eliminated by following the fairly clear instructions in the manual.

Don't stop; turn page...

The only error I found in the manual was on page 8. The first line should be:

EXAMPLE: THINFONT/N

instead of:

EXAMPLE: THINFONT/T

Some of the pictures in the manual were rather illegible. jr Products Group would have better served its customers with line drawings or clearer pictures.

The improved monitor legibility, the flexibility of being able to switch between display styles, and the ability to change the "hot keys" makes THINFONT a good addition to any PCjr's motherboard.

(Many at the May club meeting agreed that the module did improve the legibility of the lettering on the screen. In fact, several joined together to send in an order for several sets of the module. Thanks, jr Products Group, for this jr improvement!)

COPY ????????.??? + CON COMMAND

Want to add another line or two to your config.sys file, autoexec.bat file or other batch file? Remember this simple way to append it using the DOS COPY + Command.

For example, entering the following at the DOS prompt:

COPY CONFIG.SYS + CON

causes Junior to copy the current contents of your config.sys file to the screen but without an end-of-file marker. DOS then waits for you to add as many lines as you want. When you are done, press <Fn><6> or <Ctrl><Z> keys, press the <Enter> key to "close the file," and write it to disk.

(Note: DOS will write over the old config.sys file. So, before working with COPY + CON, save a copy of the original on another disk or with an altered name if you are unsure of yourself.)

Junior will respond with the statement:

One file copied.

Remember, with the copy con technique:

- 1.) Use the backspace key to correct any typos.
- 2.) Any errors after each line is "entered" (by pressing the <enter> key) and is NOT directly correctable.

Therefore, type each line carefully! (You can correct errors with any word processor that can make plain vanilla ASCII files.)

3.) The new autoexec.bat file, or config.sys file is not implemented by copying it to a disk. You must restart Junior so that Junior can read the newly written version.

4.) If you goof and want to start over before you have pressed <Ctrl><Z>, just press the <Esc> key and then press <Enter> to return you to the DOS prompt.



LENDING LIBRARY

The Documents Librarian has taken the time to collect up all of the newsletters that the club receives from other user groups and has placed them into binders. The club now has about five sets of these newsletters and they are being brought to each meeting so members may read them during the break, or may check them out and carry them home.

This neat deal that the librarian has made available to us now has to be "debugged." In order for this "check out" system to work, it is necessary for those who take the binders to bring them back! The club can't afford to send out overdue notices when the binders aren't returned. Also, if a member needs to look up an article from another club's newsletter, this can't be done if they are not available in the library at the regular meeting. If you need to remove a newsletter to Xerox an article, replace the issue in the order it was removed; the October issue goes after the September one. If you have checked out a binder and find you will be unable to get to the next meeting, call the librarian at 343-7592 so we can make other arrangements for you to get it back prior to the meeting so it will be available to all the membership. Let's make the library work for all of us!

'VIRUSES' INVADE COMPUTING CENTERS

(Reprinted from Computing News, University of Oregon Computing Center)

Computer "viruses" have wreaked havoc and made headlines as they spread through academic and research computing centers across the country in recent months. "Viruses" are destructive programs that propagate themselves from disk to disk, or from computer to computer on a network, destroying data or damaging programs as they go.

Two distinct strains have recently been identified--the "Brain" virus and the "Lehigh" virus. "Brain" originated with student pranksters in Pakistan and has contaminated data at George Washington University, the University of Delaware, and the University of Pittsburgh. The Lehigh virus, presumably hatched on the Lehigh University campus in Bethlehem, Pennsylvania, is more virulent, destroying hard disks as well as floppy disks.

Despite the catastrophic potential of viruses, the risk of contamination is still relatively slight. Most viral outbreaks can be prevented by taking the following precautions:

- o Examine diskettes for indications of tampering, such as charges in the date the system was last updated. The Brain virus, for example, leaves copyright notices for "BRAIN" after the volume number on the operating-system software.

- o Routinely make backup copies of your data on disks that do not have MS-DOS, PC-DOS, or other operating systems on them.

- o Write-protect your backup and program diskettes to prevent anything from being added to them.

- o Turn off public-access computers and re-boot them with your own operating system before using them.

- o Don't download executable programs from public bulletin boards.

- o Avoid copied and pirated programs; stick to those originating from legitimate sources.

Contaminated disks can be saved by replacing the infected operating systems with clean ones. The manual accompanying your operating system should provide instructions on how to do this.

--compiled from recent articles in The Chronicle of Higher Education, InformationWeek, and MacWeek.

Q: I have been trying my hand at creating AUTOEXEC.BAT files and, while they seem to answer many of my problems, they have created a new one. Whenever I save files with my writing programs, none have the current date anymore. Is there a way around this?

A: There sure is! If you will add one more line to your AUTOEXEC.BAT file that says DATE, Junior will stop when it gets to it and tell you what it believes to be the current date and will ask you to enter the correct date. When you do so, it will finish the autoexec job you created it for.

The Club will take a break for the summer, but be sure and mark the second Thursday of each month on your calendar "PCjr Club meeting night." We open the doors of the library at Ida Patterson School, 1510 West 15th Street in Eugene, at 6:30pm, and the meeting starts at 7. We hope that everyone has a very enjoyable summer and we will see you in September!

The EUGENE PCjr NEWSLETTER accepts advertising at the following rates:


1 Page - \$18.00

1/2 Page - \$ 9.00

1/4 Page - \$ 5.00

Classified "For Sale" ads in this section of the Newsletter are \$2 for 25 words or less to non-members and free to members on a one-time basis.

Ads should be placed at least two weeks before the next club meeting, and all payments should accompany the ad request.



The EUGENE PCjr NEWSLETTER is available for \$12/year or as part of the paid-up Eugene PCjr Club membership at \$20/year. Nonsubscribers may receive one free copy of the Newsletter on request. The over-worked Editor accepts no responsibility for the accuracy or reliability of the information, opinions, or materials contained in this Newsletter. Reprint permission is freely given; please credit the appropriate author and the EUGENE PCjr CLUB NEWSLETTER. All contributions are encouraged and are gratefully accepted.

Make check or money order out to: EUGENE PCjr CLUB, 1011 Valley River Way, Suite 220, Eugene, OR 97401. Please furnish the following:

Name _____

Address _____

City _____ State _____

Zip _____ Phone _____



1011 Valley River Way, Suite 220
Eugene, OR 97401

FIRST CLASS MAIL

Richard Page AUG88
5025 Willamette Street
Eugene, OR 97405

PCjr LIVES!
Courtesy, RACORE Corp.