

Traffic Service Position System No. 1B:

Overview and Objectives

By R. E. STAHLER and J. I. COCHRANE

(Manuscript received June 30, 1982)

This paper presents an overview and introduction to the detailed technical papers that describe the Traffic Service Position System No. 1B. The objectives and design philosophy are discussed and the overall organization of the system is described.

I. INTRODUCTION

1.1 Background

In January 1969 the Bell System's first stored program controlled operator services system was introduced into the field. This system, named the Traffic Service Position System (TSPS) No. 1, employed a hardware/software architecture designed to permit the addition of new features to further automate operator functions as those features became technologically and economically viable.

1.1.1 Initial capabilities

The initial design¹ of TSPS No. 1 was developed to be used in conjunction with most local and toll switching systems in the Bell System. The system enabled customers to dial a number of calls heretofore only possible with operator assistance and thereby relieved the operators of many tedious operations demanded by cord switchboards. It automated routine operator functions for coin and noncoin calls, such as call timing and recording, recording of originating directory number, and recording and transmission of customer-dialed numbers.

Customers benefited from the advantages of the higher speed and increased accuracy of a stored program controlled system. The auto-

mation of operator functions was a great improvement over manual methods of number recording, timing, charge calculations, and billing.

Operating companies benefited because the automation and administrative features enabled operators to handle calls more efficiently and effectively, thereby reducing costs. The operator groups could be remotely located at convenient sites, and the entire work force could be managed more effectively.

Operators benefited from the more attractive working environment, the automatic equitable distribution of calls to their positions, and the satisfaction of improving their services to the customers.

1.1.2 Technological advances

The decade following the introduction of TSPS No. 1 brought major advances in technology in the areas of larger scales of integration in circuits, semiconductor memories, automated machine speech response techniques, microprocessors and miniprocessors, and advanced operating systems. A large number of these innovations have been incorporated into the operator services system as need and economic viability have been demonstrated.

1.1.3 Additions to initial system capability

Additional firmware and software²⁻⁵ were continuously developed and introduced into the system (with new technology when applicable) to provide new and improved features. These include automation of hotel/motel charge quotation; partial automation of international call handling; time and charge quotations for noncoin, nonhotel calls; recording of charges for directory assistance calls; provision of service to remote locations; and automated charge quotation and coin collection for coin toll calls.

Two of the newest features introduced in 1979 and 1980, respectively, are automated verification of busy lines (with ensured privacy) and Automated Calling Card Service, which allows credit card calling without operator assistance from telephones using dual-tone multifrequency signaling.

1.1.4 Rapid nationwide deployment

Since its introduction in 1969, TSPS No. 1 has been rapidly deployed throughout the Bell System's nationwide telecommunications network to the point where there are more than 157 systems installed. Over 95 percent of Bell System customers and a large number of customers served by other companies are served by TSPS No. 1, providing almost universal availability of stored program controlled toll and assistance operator services.

1.1.5 TSPS No. 1 capability

The continuing growth of operator services system traffic, plus the continuing addition of new features, have steadily reduced the remaining real-time capacity of the TSPS No. 1 processor, the Stored Program Control No. 1A (SPC 1A) Processor, in sites in the field. Since real-time processor capacity is a function both of the hardware configuration and of the call mix at an individual installation, a program called TSPS Real-Time Capacity Program (TSPSCAP) was developed to run on an off-line computer and permit the operating companies to verify the remaining capacity at each specific site.

Site-by-site surveys of the TSPSCAP results conducted in the mid-1970's indicated that some of the TSPS No. 1 sites were at their real-time capacity. Furthermore, a large number of additional sites would soon reach their real-time capacity.

Finally, this same growth of traffic and addition of features has exhausted the memory capacity at many sites because of the increased size of the software programs and data tables required.

1.1.6 Contemplated new network services

Plans to utilize TSPS in the future⁵ as an action control point in the emerging stored program controlled network dictated a need for new processor peripherals, such as a mass memory disk that cannot be provided by the current SPC 1A Processor.

II. TSPS NO. 1B DEVELOPMENT

For the reasons given in the previous section, it was projected in the mid-1970's that a major evolution of TSPS No. 1 was necessary to provide continuing operator services for the 1980's and beyond. This major evolution was designated TSPS No. 1B.

2.1 TSPS No. 1B capability objectives

The basic objective in the TSPS No. 1B development was to increase capability compared to TSPS No. 1.

Studies of network growth and economics led to the conclusion that an appropriate call capacity objective for TSPS No. 1B would be a design with an initial objective of 1.6 times that of the TSPS No. 1. Studies also indicated that to provide adequate office data and program storage, a reasonable objective for the physical memory of TSPS No. 1B would be four times that provided by TSPS No. 1.

The TSPS No. 1B also had to eliminate those functional restrictions in TSPS No. 1 that limited its evolution as an action control point in the stored program controlled network. This could be accomplished

by the provision of processor peripherals such as random access bulk storage and general-purpose data links.

2.2 TSPS No. 1B architecture objectives

The new features demanded by the utilization of TSPS in the stored program controlled network also required that TSPS No. 1B provide a flexible architecture for future developments.

The TSPS No. 1B design had to incorporate a high-level language and an advanced operating system not only to expedite introduction of new features, but also to maximize the productivity of the software developers.

Since there are over 150 TSPS No. 1 sites in the field, the size of the investment in TSPS No. 1 software programs and peripheral hardware is very large. To preserve the majority of this large investment, the existing software and peripheral hardware must be retained. At the same time, new high-level software and additional peripheral hardware must be added to the system for new features. Thus, the TSPS No. 1B design must permit the use of the new high-level language in parallel with the continued availability of the existing assembly language development environment.

An important objective was the ability to upgrade the TSPS No. 1 sites in service that were limited by capability exhaust without interrupting call processing.

2.3 Other objectives

Besides additional capabilities and a flexible architecture, other basic objectives were also set for the TSPS No. 1B development.

The TSPS No. 1B must provide dependable operator service 24 hours a day. This requirement was converted to a specific design objective of reducing service interruptions that result in a total loss of service to an average of less than 3 minutes per year per system.

To be cost effective, the TSPS No. 1B should take advantage of the newest technology and reduce energy consumption and floor space usage.

2.4 TSPS No. 1B design approach

To meet these objectives for the TSPS No. 1B, the basic design approach implemented was to replace the existing processor with a new processor while retaining both peripheral hardware and existing software. The most efficient way to retain the software was for the new processor to provide emulation capability. Further, peripheral interface hardware was needed in order for the new processor to execute existing software and control the existing peripheral hardware.

Where required, software could be written in the new high-level language.

III. 3B20D PROCESSOR

The 3B20D Processor^{6,7} was under development at the time the TSPS No. 1B development was initiated. It is one of a family of general-purpose processors designed not only to meet the real-time demands and dependability requirements of switching systems, but also to be versatile enough for a broad spectrum of present and future telecommunications applications.

A task force formed in 1976 to evaluate different processors concluded that the 3B20D Processor would meet all of the objectives stated in Section II and recommended that the 3B20D be utilized in the TSPS No. 1B design.

In brief, the 3B20D Processor is significantly faster than the SPC 1A Processor and has four times the physical memory capacity of the TSPS No. 1 processor. It provides additional processor peripherals such as random access bulk storage disks and general-purpose data links. The 3B20D Processor is designed with a flexible architecture and an advanced operating system, the Duplex Multi-Environment Real-Time (DMERT) operating system, and supports the high-level C programming language and a robust software environment. Finally, it provides switching system dependability, and is designed with large-scale integrated circuit technology, thus reducing energy consumption and size.

IV. ORGANIZATION OF TSPS

4.1 TSPS No. 1 organization

As we see in Fig. 1, TSPS No. 1 bridges an operator or service circuits onto a trunk connecting local and toll offices. TSPS No. 1 has dedicated specialized trunk circuits and peripherals (including the link network, service circuits, signal distributors, and scanners), a Stored Program Control No. 1A (SPC 1A) Processor, and operator consoles. Once the connection between customers is established, connections to operators or service circuits are released. Such connections are reestablished if additional services are required.

4.2 TSPS No. 1B organization

As we see in Fig. 2, the general architecture of TSPS No. 1B is the same as TSPS No. 1, except that the SPC 1A is replaced by the Stored Program Control 1B (SPC 1B). The SPC 1B includes a 3B20D Processor, a Peripheral System Interface (PSI) to interface the existing TSPS peripherals to the 3B20D Processor, and various 3B20D Proc-

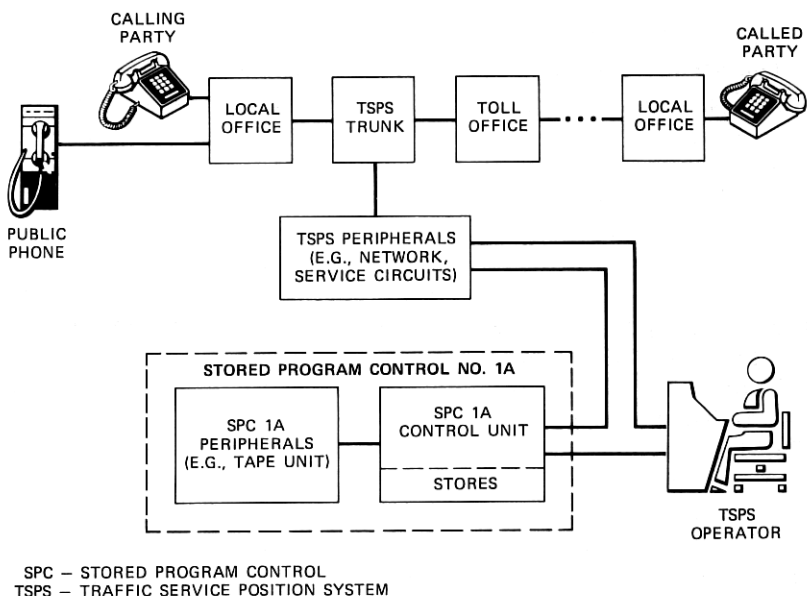


Fig. 1—TSPS No. 1 organization.

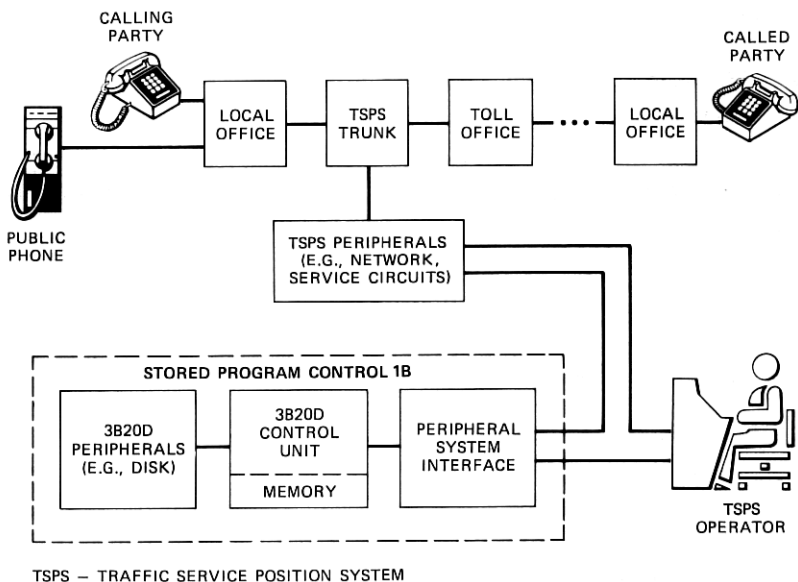


Fig. 2—TSPS No. 1B organization.




Fig. 3—3B20D Processor in the new TSPS No. 1B service installation at Fresno, California.

essor microcode and native-mode software to emulate the TSPS No. 1 environment.

The articles in this issue covering the TSPS No. 1B⁸⁻¹⁶ include detailed descriptions of the system, the software architecture and

hardware configuration, the software development system, integration and testing of the TSPS No. 1B, retrofit procedures, capacity and reliability evaluation, Switching Control Center System interface, and long-range planning for TSPS No. 1B installation and growth.

V. TSPS NO. 1B STATUS

5.1 New service installations (cordboard replacements)

The first TSPS No. 1B was placed in service in Fresno, California, in November 1981. The 3B20D Processor in the TSPS No. 1B in Fresno is shown in Fig. 3. The Operator Services Center at Fresno is shown in Fig. 4.

The second TSPS No. 1B was placed in service in San Antonio, Texas, in January 1982.

5.2 Retrofit service installations (processor replacement in an in-service system)

The first TSPS No. 1B retrofit or processor replacement in an in-service TSPS No. 1 took place in Redwood City, California, in March 1982.

5.3 Continuing deployment

As of December 1982, 37 TSPS No. 1B's were in service. All but two of the TSPS No. 1B installations were retrofit installations to provide urgently needed expansion of either call capacity or memory capacity. Continuing retrofit deployment is scheduled for 1983 and beyond.

VI. PERFORMANCE

Performance data from all TSPS No. 1B sites indicate that all design objectives have been achieved. More details are covered in later articles.

VII. FUTURE TRENDS

The increased capacity of TSPS No. 1B will accommodate anticipated growth in operator services traffic for a number of years. In addition, an advanced operating system and high-level programming language will allow TSPS No. 1B to evolve readily to: (1) support the evolution of the stored controlled network,⁵ (2) continue to improve operator efficiency, and (3) respond to changes caused by the evolving restructure of the telecommunications industry.

VIII. SUMMARY

This paper has presented a general background for TSPS No. 1B as an introduction to the technical papers that follow. While all design



Fig. 4—Operator Service Center in Fresno, California.

details could not possibly be included, the papers in this issue provide a comprehensive overview of TSPS No. 1B.

IX. ACKNOWLEDGMENTS

The development of TSPS No. 1B required the participation of hundreds of people in many organizations in Bell Laboratories, Western Electric, AT&T, and the operating companies. All of the authors in this issue are indebted to these organizations for their cooperation and the team effort that culminated in the successful completion of the TSPS No. 1B project. The authors of this paper also wish to acknowledge the contributions of all the team members whose work is summarized here, as well as the support of D. J. Leonard, K. E. Martersteck, and C. M. Rubald and L. C. Stecher, the coordinating editors.

REFERENCES

1. R. J. Jaeger and A. E. Joel, Jr., "TSPS No. 1—System Organization and Objectives," B.S.T.J., special issue on TSPS No. 1, 49 No. 10 (December 1970), pp. 2417-43.
2. R. E. Staehler and W. S. Hayward, Jr., "TSPS No. 1 Recent Developments: An Overview," B.S.T.J., special issue on TSPS No. 1, 58, No. 6 (July 1979), pp. 1109-18.
3. E. M. Prell, V. L. Ransom, and R. E. Staehler, "The Changing Role of the Operator," 9th Int. Switching Symp. Rec. (May 1979), pp. 697-703.
4. J. C. Kylin, E. M. Prell, and R. P. Weber, "Benefits of Integrating Data Bases into the SPC Network," Internal Conf. on Commun. Rec. (June 1979), pp. 3.4.1-4.
5. S. Horing, J. Z. Menard, R. E. Staehler, and B. J. Yokelson, "SPC Network: Overview," B.S.T.J., special issue on SPC Network, 61, No. 7, Part 3 (September 1982), pp. 1579-88.
6. N. X. DeLessio, J. R. Kane, M. W. Rolund, J. M. Scanlon, and R. E. Staehler, "The 3B Processor System and Its Application to TSPS," 10th Int. Switching Symp. Rec. 3 (September 1981), Session 33A, Paper 4, pp. 1-9.
7. J. M. Scanlon, et al., "3B20D Processor and DMERT Operating System: Prologue," B.S.T.J., special issue on 3B20D Processor, 62, No. 1, Part 2 (January 1983), pp. 167-9.
8. N. X. DeLessio and N. A. Martellotto, "Traffic Service Position System No. 1B: System Description," B.S.T.J., this issue.
9. R. J. Gill, G. J. Kujawinski, and E. H. Stredde, "Traffic Service Position System No. 1B: Real-Time Architecture Utilizing the DMERT Operating System," B.S.T.J., this issue.
10. H. A. Hilsinger, J. H. Tendick, and R. A. Weber, "Traffic Service Position System No. 1B: Hardware Configuration," B.S.T.J., this issue.
11. T. G. Hack, T. Huang, and L. C. Stecher, "Traffic Service Position System No. 1B: Software Development System," B.S.T.J., this issue.
12. R. Ahmari, R. S. DiPietro, S. C. Reed, and J. R. Williams, "Traffic Service Position System No. 1B: Integration and System Testing," B.S.T.J., this issue.
13. J. C. Dalby, D. Van Haften, and L. A. Weber, "Traffic Service Position System No. 1B: Retrofitting the Processor," B.S.T.J., this issue.
14. B. A. Crane and D. Suk, "Traffic Service Position System No. 1B: Capacity and Reliability Evaluation," B.S.T.J., this issue.
15. J. J. Bodnar, J. R. Daino, and K. A. VanderMeulen, "Traffic Service Position System No. 1B: Switching Control Center System Interface," B.S.T.J., this issue.
16. P. L. Bastien and B. Wycherley, "Traffic Service Position System No. 1B: TSPS No. 1/1B Long-Range Planning Tools," B.S.T.J., this issue.