

Buffering of Slow Terminals

By A. G. FRASER, B. GOPINATH, and J. A. MORRISON

(Manuscript received January 23, 1978)

In a previous paper, a model for queuing processes with correlated inputs was analyzed. To illustrate the application of those results, we model a concentrator of slow terminals. The sources of data, the terminals, generate data at a slower rate than the output speed of the buffer. In special cases, we obtain closed-form expressions for the generating function of the equilibrium queue size distribution. For the general case, we describe a computational procedure to obtain the distribution and the average of queue size in steady state. The numerical results obtained using this procedure are presented for a family of problems in which each message consists of two packets separated by a fixed time interval.

I. INTRODUCTION

A data communications network may be constructed by connecting together terminals and switching nodes so that each terminal is connected to just one node and the nodes are connected together in a more-or-less redundant fashion. All connections are by means of transmission lines. Those between terminals and nodes are called access lines, while those between one node and another are called trunk lines (Fig. 1). For economy, the access lines commonly have smaller bandwidth than the trunk lines.

The character of the traffic carried by a data network depends in part upon the type of terminal connected to it. Keyboard and display terminals transmit and receive data messages that are typically less than a few hundred characters in length. These terminals operate at speeds up to 1.2 Kb/s. Batch stations transmit and receive data in larger quantities and typically operate at speeds up to 9.6 Kb/s. Trunk lines, and the connections to computers, typically operate at about 50 Kb/s. Thus, we find that traffic in a data network is not uniformly distributed either among the terminals or among the various transmission lines.

Analysis of delay and the probability of queue overflow is most simply

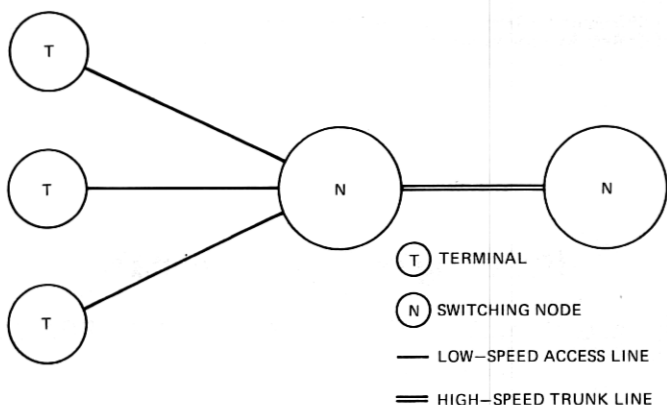


Fig. 1—Network topology.

obtained by assuming that all traffic is uniformly distributed between the terminals and that all transmission lines operate at the same speed. Using these assumptions, Chu^{1,2} has studied two cases. In one case, equal size packets (individual characters perhaps) are generated randomly by the terminals. In another case, messages are generated at random, but each message consists of a random number of packets which all enter the network in one instant. The case of mixed input traffic was studied by Chu and Liang.³

Consider the situation when terminals randomly generate messages consisting of several fixed-size packets. The data are fed into a switching node over access lines that are substantially slower than the trunk lines used to carry data out of the node. Several packets may be transmitted on a trunk line in the time that it takes to transmit one packet on an access line (Fig. 2). Thus, packets of one message which are transmitted consecutively by a terminal will arrive periodically at the node, and the period will be greater than the period of packet transmissions on the

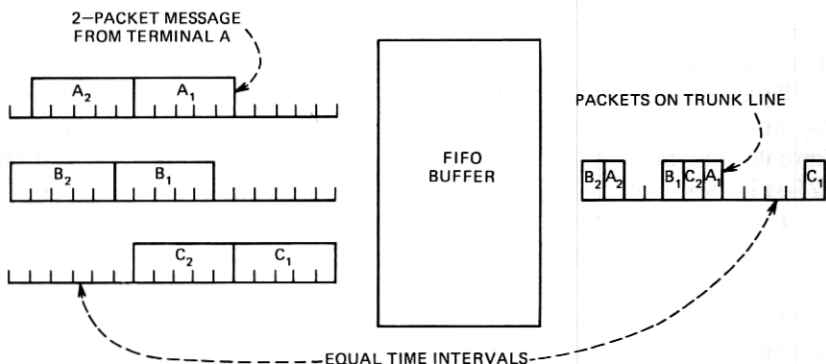


Fig. 2—Example of packet flow at a node.

trunk line. Given that packet arrivals are not entirely random, one would expect the buffer storage requirements in the switch to be less than is indicated by Chu and Liang's analyses.

In this paper, we study the behavior of a switching node that receives data from a (large) number of low-speed access lines. The data are received in the form of packets of a fixed size. As the packets arrive, they are placed in a buffer, which is a first-in-first-out queue. In an actual communications network, the buffer has a finite size, and a packet is lost if the buffer is full when it attempts to enter it. The buffer transmits packets at a uniform rate onto a high-speed trunk, provided the buffer is not empty. A crucial question is how large the buffer should be in order that the probability of packet loss should be less than 10^{-4} , say. In the mathematical analysis of the single queue corresponding to this buffer, we consider a buffer of unlimited size so that no overflow is possible, and we calculate the steady-state probability that the buffer content (i.e., the number of packets in the buffer, or queue size) exceeds the proposed size of the finite buffer. We refer to this quantity as the probability of overflow, since it is usually used to estimate the actual overflow probability, when the probability of packet loss is very small.

Some of the symbols used are listed in Section II. The mathematical model, which includes assumptions concerning the packet arrivals, is discussed in Section III. This model was analyzed by two of the authors,⁴ and formulas for calculating the equilibrium queue size distribution are summarized in Appendix A. These formulas involve some marginal distributions, and some polynomials which have to be determined. Explicit analytical expressions for the coefficients in these polynomials are given for some particular examples in Section IV. The computation of the coefficients for more general examples is discussed in Section V. The computation of the marginal distributions is discussed in Section VI. Some numerical results are presented in Section VII.

II. NOTATION

b_n	buffer content at time n
z_n	number of packets entering buffer in time interval $(n, n + 1]$
$k + 1$	number of time intervals required for message arrival
α_j^i	nonnegative integers with $\alpha_0^i > 0$
(x_n^1, \dots, x_n^l)	independent identically distributed vector of nonnegative integer valued random variables.

III. MATHEMATICAL MODEL

The behavior of a switching node is modeled by considering the state of the buffer at discrete times. Suppose that the buffer transmits one packet in a unit time interval. If b_n denotes the buffer content at time n , the buffer content at time $n + 1$ is

$$\begin{aligned}
 b_{n+1} &= b_n - 1 + z_n \quad \text{if } b_n \geq 1 \\
 &= z_n \quad \text{if } b_n = 0
 \end{aligned}$$

or equivalently

$$b_{n+1} = (b_n - 1)^+ + z_n, \quad (1)$$

where z_n is the number of packets entering the buffer in the time interval $(n, n + 1]$. The peculiar feature of our queuing problem arises from the fact that the access lines are slower than the trunk line on which the output of the buffer is transmitted. For example, the 9.6 Kb/s access lines operate approximately at only one-fifth of the speed of a 50 Kb/s trunk. Then, in our discrete model, messages arriving from the access lines will consist of a random number of packets separated by five units of time.

Let us first focus our attention on the case when there are two packets to each message. If the packets are separated by d units of time, then the number of packets entering the buffer in the interval $(n, n + 1]$ will be equal to the number of first packets in messages arriving in that interval, plus the number of second packets in messages whose first packets arrived d intervals earlier. Then $z_n = x_n + x_{n-d}$, where x_n is the number of first packets arriving in the interval $(n, n + 1]$. Now consider the case in which the messages are transmitted by N independent sources. The probability is zero that the first packet of a message from a source enters the buffer in a unit time interval if the first packet of a message from that source entered the buffer in one of the previous $(2d - 1)$ time intervals, and otherwise it is p . Then

$$\Pr\{x_n = i_0 | x_{n-j} = i_j, \quad j = 1, 2, \dots\} = \binom{N - I}{i_0} p^{i_0} (1 - p)^{N - I - i_0},$$

where $I = \sum_{j=1}^{2d-1} i_j$. Thus, x_n and x_{n-d} are not independent random variables. However, if $N \rightarrow \infty$ with $Np = \lambda$ fixed, then $\Pr\{x_n = i_0\} \rightarrow (e^{-\lambda} \lambda^{i_0}) / i_0!$, independently of x_{n-j} , $j = 1, 2, \dots$. Hence, if the number of sources is large, it is reasonable to assume that the random variables x_n , $n = 0, 1, \dots$, are independently and identically distributed, and we will not restrict ourselves to the Poisson distribution.

Next we consider the case where each message consists of either two packets, separated by d units of time, or of only one packet. If we let x_n^1 denote the number of first packets of two-packet messages arriving in the interval $(n, n + 1]$, and x_n^2 denote the number of single packet messages arriving in the same interval, then $z_n = x_n^1 + x_{n-d}^1 + x_n^2$. In order to allow for randomness in the number of packets to a message (either one or two), x_n^1 and x_n^2 may be dependent on each other. For example, if the number of packets in a message is two with fixed probability $1 - \rho$, and one with probability ρ , where $0 \leq \rho \leq 1$, then $E(t_1^{x_n^1} t_2^{x_n^2}) =$

$\Theta[(1 - \rho)t_1 + \rho t_2]$, where $\Theta(t)$ is the distribution for the number of messages arriving in a unit time interval. As before, when there is a large number of independent sources, it is reasonable to assume that (x_n^1, x_n^2) , $n = 0, 1, \dots$, are independent identically distributed vector random variables.

There are some obvious generalizations of the above special arrival processes. For instance, the random number of packets to a message may be as large as $m \geq 2$. Also, there may be slow access lines with several different speeds, so that the packets in a message may be separated by d_i units of time, $i = 1, \dots, r$. This led two of the authors⁴ to consider arrival processes of the form

$$z_n = \sum_{i=1}^l \sum_{j=0}^k \alpha_j^i x_{n-j}^i, \quad (2)$$

where the vector nonnegative integer valued random variables $\{(x_n^1, \dots, x_n^l)\}$ are independent and identically distributed, and α_j^i are nonnegative integers with $\alpha_0^i > 0$. In Appendix A we summarize the relevant results pertaining to the steady-state distribution of the queue size corresponding to (1) subject to (2).

IV. EXPLICIT EXAMPLES

To calculate the generating function of the steady-state queue size from (37) and (38), it is necessary to know the polynomials $c_r(s)$, $r = 1, \dots, k$, as well as the quantities $\phi_{rv}(s)$, $r = 0, \dots, k$. Hence, from (39), we need to know the constants c_j . We now give explicit analytical results for some particular examples.

We first consider the arrival process

$$z_n = x_n^1 + x_{n-k}^1 + x_n^2 + x_n^3, \quad (3)$$

where $k \geq 2$, and

$$E(t_1^{x_1^1} t_2^{x_2^2} t_3^{x_3^3}) = \Theta[(1 - \rho)t_1 + \rho t_2] \Psi(t_3), \quad (4)$$

with $0 \leq \rho \leq 1$ fixed. This corresponds to arrivals from two different classes of sources. One class of sources sends messages which consist either of two packets separated by k units of time with probability $1 - \rho$, or of one packet with probability ρ . The other class of sources sends messages which consist of just one packet. From (2), (3), and (4), and the definition of v_{rn} in (31), it follows that

$$\begin{aligned} \phi_{rv}(s) &= \Theta(s) \Psi(s), \quad r = 0, \dots, k-1, \\ \phi_{kv}(s) &= \Theta[(1 - \rho)s^2 + \rho s] \Psi(s). \end{aligned} \quad (5)$$

It remains to give the values of c_j , which we do for $k = 2$ and 3 , with $0 \leq \rho \leq 1$, and for $k = 4$ with $\rho = 0$ and $\Psi(s) \equiv 1$. It is shown in Appendix C how to determine which constants c_j occur in (46). It is also shown how the values of c_j were calculated in the case $k = 3$.

Let

$$\Theta(s) = \sum_{i=0}^{\infty} p_i s^i, \quad \Psi(s) = \sum_{i=0}^{\infty} q_i s^i. \quad (6)$$

For example, the case $p_i = e^{-\lambda} \lambda^i / i!$ corresponds to a Poisson distribution for the number of messages arriving from the first class of sources in a unit time interval. For $k = 2$ the nonzero coefficients c_j are

$$c_{00}, \quad c_{11} = (1 - \rho) p_1 q_0 c_{00}, \quad (7)$$

with $c_{00} + c_{11} = 1$. For $k = 3$ the nonzero coefficients c_j are

$$\begin{aligned} c_{000}, \quad c_{011} &= (1 - \rho) p_1 q_0 c_{000}, \\ c_{122} &= (1 - \rho)^2 p_1^2 q_0^2 c_{000}, \quad c_{222} = (1 - \rho)^2 p_0 p_2 q_0^2 c_{000}, \end{aligned} \quad (8)$$

and

$$c_{111} = \frac{(1 - \rho) q_0 [p_1(1 + p_0 q_1) + 2\rho p_0 p_2 q_0]}{[1 - (1 - \rho) p_0 p_1 q_0^2]} c_{000}, \quad (9)$$

with $\sum c_j = 1$.

For $k = 4$ we take $\rho = 0$ and $\Psi(s) \equiv 1$, corresponding to $z_n = x_n + x_{n-4}$, with $E(s^{x_n}) = \Theta(s)$. In this case, there are 14 nonzero coefficients c_j , namely

$$\begin{aligned} c_{0000} &= c_0, & c_{0011} &= p_1 c_0, & c_{0122} &= p_1^2 c_0, \\ c_{1233} &= p_1^3 c_0, & c_{0222} &= p_0 p_2 c_0, & c_{3333} &= p_0^2 p_3 c_0, \\ c_{1333} &= c_{2333} = c_{2233} = p_0 p_1 p_2 c_0, \end{aligned} \quad (10)$$

and

$$\begin{aligned} c_{0111} &= p_1 \Delta c_0, & c_{1122} &= p_1^2 \Delta c_0, \\ c_{1222} &= p_1^2 (1 + p_0 p_1) \Delta c_0, & c_{2222} &= p_0 p_2 (1 + p_0 p_1) \Delta c_0, \\ c_{1111} &= p_1 [1 + p_0^2 (p_1^2 + p_0 p_2) (1 + p_0 p_1)] \Delta c_0, \end{aligned} \quad (11)$$

where

$$\Delta = \{1 - p_0 p_1 [1 + p_0^2 (p_1^2 + p_0 p_2) (1 + p_0 p_1)]\}^{-1}. \quad (12)$$

We now consider a class of arrival processes z_n for which the polynomials $c_r(s)$, $r = 1, \dots, k$, are, in fact, constants. Then the first two moments of the equilibrium queue size distribution, $E y_0$ and $E(y_0^2)$, may be expressed, with the help of (59) to (61) and (63), in terms of the first three moments of v_{rn} , since $c'_r(1) \equiv 0$ and $c''_r(1) \equiv 0$. The class of arrival processes we consider corresponds to

$$\begin{aligned} \alpha_j^i &> 0, \quad j = 0, \dots, j_i, \quad i = 1, \dots, l, \\ \alpha_j^i &= 0, \text{ otherwise,} \end{aligned} \quad (13)$$

in (2). We will show that $y_{0n} = 0$ implies $y_{rn} = 0, r = 1, \dots, k$, and hence that

$$\phi(0, s_1, \dots, s_k) = \mu = 1 - E v_{kn}. \quad (14)$$

This implies, from (39), that $c_r(s) = \mu, r = 1, \dots, k$.

Now, since $b_n = y_{0n}$, it follows from (29) and (13) that $y_{0n} = 0$ implies that

$$x_{n-j-1}^i = 0, \quad j = 0, \dots, j_i, \quad i = 1, \dots, l. \quad (15)$$

If $r + 1 \geq j_i$, then $\alpha_j^i = 0$ for $j \geq r + 1$. If, on the other hand, $r + 1 \leq j_i$, then $x_{n-j+r}^i = 0$ for $r + 1 \leq j \leq j_i$, and $\alpha_j^i = 0$ for $j > j_i$. Hence, $\alpha_j^i x_{n-j+r}^i = 0$ for $j = r + 1, \dots, k, i = 1, \dots, l, r = 0, \dots, k - 1$. Thus, from (30), $y_{0n} = 0$ implies $y_{rn} = 0, r = 1, \dots, k$, as was asserted.

As a particular example, we consider messages which consist either of one packet or of two or more packets (up to a maximum number) which arrive in consecutive time intervals. Such is the case when the access lines have the same speed as the output line. For this example, the arrival process is

$$z_n = \sum_{i=1}^{k+1} \sum_{j=0}^{i-1} x_{n-j}^i. \quad (16)$$

Hence, from (2), $l = k + 1$ and

$$\alpha_j^i = \begin{cases} 1, & j = 0, \dots, i - 1, i = 1, \dots, k + 1 \\ 0, & j = i, \dots, k, i = 1, \dots, k \end{cases} \quad (17)$$

so that (13) is satisfied, and $c_r(s) = \mu, r = 1, \dots, k$. From (31) it follows that

$$\mu_r^i = \min(i, r + 1), \quad r = 0, \dots, k, \quad i = 1, \dots, k + 1 \quad (18)$$

and

$$\begin{aligned} v_{0n} &= \sum_{i=1}^{k+1} x_n^i, \\ v_{rn} &= \sum_{i=1}^r i x_n^i + (r + 1) \sum_{i=r+1}^{k+1} x_n^i, \quad r = 1, \dots, k. \end{aligned} \quad (19)$$

Let $\rho_i \geq 0, i = 1, \dots, k + 1$, be the probability that there are i packets in a message, where $\sum_{i=1}^{k+1} \rho_i = 1$. Then,

$$E(t_1^{x_1^1} \dots t_{k+1}^{x_{k+1}^1}) = \theta \left(\sum_{i=1}^{k+1} \rho_i t_i \right). \quad (20)$$

Hence, from (19),

$$\begin{aligned} \phi_{0v}(s) &= \theta(s), \\ \phi_{rv}(s) &= \theta \left(\sum_{i=1}^r \rho_i s^i + \sum_{i=r+1}^{k+1} \rho_i s^{r+1} \right), \quad r = 1, \dots, k. \end{aligned} \quad (21)$$

V. COMPUTATION OF $c_r(s)$

As described in Appendix A [see (34)], the constants $\{c_j\}$ determine the polynomials $c_r(s)$ from (39). In principle, using a program like ALTRAN,⁵ which performs symbolic manipulations, it is possible to substitute (34) into (33) and equate coefficients of like powers on both sides of (33) to get the equations for the $\{c_j\}$. However, we will describe an alternate method that was used for obtaining the numerical results presented in Section VII. From (36) it is seen that

$$\mu c_{j_1 j_2 \dots j_k} = P_{0 j_1 j_2 \dots j_k} \quad (22)$$

The method presented here arrives at equations for $\{P_{0j}\}$ directly from the equations for $\{P_i\}$; from (32)

$$P_i = \sum_{j_0=0, j \in A} P_{i_0-j_1, i_1-j_2, \dots, i_k-j_k} P_j + \sum_{j_0>0, j \in A} P_{i_0-j_1+1, i_1-j_2+1, \dots, i_k-j_k+1} P_j \quad (23)$$

The sequence of programs that were used to determine $P_{0j_1 \dots j_k}$ are described briefly below.

(i) The first step is to generate a sufficient number of equations from (23). Starting with $i = (0, 0, \dots, 0)$, the right-hand side of (23) is found in symbolic form. Using a test for determining admissible states, every index j appearing on the right-hand side of (23) that corresponds to states not communicating with $(0, 0, \dots, 0)$ is omitted. Corresponding to each new index that arises on the right-hand side of (23), a new equation is generated from (23) by setting i equal to the new index. This process is terminated when every new index generated has $i_0 \geq k$. This whole process is repeated starting with each index with $i_0 = 0$, i.e., for each $P_{0j_1 \dots j_k}$. The total number of equations and the total number of unknowns are counted. The output of this program is this set of equations in symbolic form. The number of equations turns out to be always less than the number of unknowns. However, we know⁴ a set of linear homogeneous equations must exist for $P_{0j_1 \dots j_k}$. In the examples considered, visual inspection revealed a few substitutions which made the number of equations one less than the number of unknowns. The details of a specific procedure for accomplishing this, in the case $l = 1$ in (2), have recently been given by Massey and Morrison.⁶

(ii) The normalizing constant which determines $P_{0j_1 \dots j_k}$ uniquely is easily seen to be $(\mu / \sum P_{0j_1 \dots j_k})$. This program starts with one of the unknowns found in step (i) above and sets its value equal to 1. Then it determines the maximum number of other unknowns that can be determined from this recursively, i.e., without having to invert any matrix. The best unknown to fix, the one that minimizes the number of unknowns to be solved by inverting a matrix, is selected and set equal

to 1. The matrix corresponding to the equations for the other unknowns, and the right-hand sides for these equations, are then generated in symbolic form. The output of this program is then a subroutine which generates the coefficients of $c_r(s)$ in symbolic form, as functions of the given probabilities. Some excerpts are shown in Tables I and II. In Table I is the "triangular" part of the equations for $k = 5$. $R_{i_0 \dots i_5}$ here is $P_{i_0 \dots i_5}$ normalized such that $P_{000000} = 1$ and $P(i) = \Pr\{x_n = i - 1\}$. In Table II are equations for generating the coefficients of $c_r(s)$ from $R_{i_0 \dots i_5}$.

VI. COMPUTATION OF MARGINAL DISTRIBUTIONS

Equations (37) and (38) give expressions for the generating functions of the equilibrium distributions of y_{jn} , $j = 0, 1, \dots, k$. As in (30), y_{0n} is b_n the queue length. Hence, the equilibrium queue size distribution has as its generating function $\phi_0(s)$. If $\pi_{0j} = \lim_{n \uparrow \infty} \Pr\{b_n = j\}$, $j = 0, 1, \dots$, then $\phi_0(s) = \sum_{j=0}^{\infty} \pi_{0j} s^j$. One way to find $\{\pi_{0j}\}$ is to start with $\phi_k(s)$ and iterate using (38), thus obtaining an expression for $\phi_0(s)$, then to inverse transform $\phi_0(s)$. For example, using $s = e^{-j\omega}$, we can treat $\phi_0(s)$ as a function of ω , and then finding $\{\pi_{0j}\}$ corresponds to finding the Fourier series for $\phi_0(e^{-j\omega})$.

We will present a different method here. Generally, the quantities of interest are

$$\Pi_{0j} = \sum_{i=0}^j \pi_{0i} = \lim_{n \uparrow \infty} \Pr\{b_n \leq j\} \quad \text{for } j \leq N,$$

Table I

$R_{111111} = ((1-P(1))/P(1))*R_{000000}$	$R_{222356} = (P(2)/P(1))*R_{111244}$
$R_{111112} = (P(2)/P(1))*R_{000000}$	$R_{222446} = (P(3)/P(2))*R_{111334}$
$R_{222223} = (P(2)/P(1))*R_{111111}$	$R_{222456} = (P(2)/P(1))*R_{111344}$
$R_{222224} = (P(3)/P(2))*R_{111112}$	$R_{222556} = (P(2)/P(1))*R_{111444}$
$R_{333335} = (P(3)/P(2))*R_{222223}$	$R_{222366} = P(1)*R_{333347}$
$R_{333336} = (P(4)/P(3))*R_{222224}$	$R_{222466} = P(1)*R_{333357}$
$R_{444447} = (P(4)/P(3))*R_{333335}$	$R_{222566} = P(1)*R_{333367}$
$R_{444448} = (P(5)/P(4))*R_{333336}$	$R_{222666} = P(1)*R_{333377}$
$R_{000011} = P(1)*R_{111112}$	$R_{001233} = P(1)*R_{111234}$
$R_{111123} = (P(2)/P(1))*R_{000011}$	$R_{001333} = P(1)*R_{111244}$
$R_{111133} = P(1)*R_{222224}$	$R_{002233} = P(1)*R_{111334}$
$R_{222235} = (P(3)/P(2))*R_{111123}$	$R_{002333} = P(1)*R_{111344}$
$R_{222245} = (P(2)/P(1))*R_{111133}$	$R_{003333} = P(1)*R_{111444}$
$R_{222255} = P(1)*R_{333336}$	$R_{112345} = (P(2)/P(1))*R_{001233}$
$R_{333347} = (P(4)/P(3))*R_{222235}$	$R_{112445} = (P(2)/P(1))*R_{001333}$
$R_{333357} = (P(3)/P(2))*R_{222245}$	$R_{113345} = (P(2)/P(1))*R_{002233}$
$R_{333367} = (P(2)/P(1))*R_{222255}$	$R_{113445} = (P(2)/P(1))*R_{002333}$
$R_{333377} = P(1)*R_{444448}$	$R_{114445} = (P(2)/P(1))*R_{003333}$
$R_{000122} = P(1)*R_{111123}$	$R_{112355} = P(1)*R_{222346}$
$R_{000222} = P(1)*R_{111133}$	$R_{112455} = P(1)*R_{222356}$
$R_{111234} = (P(2)/P(1))*R_{000122}$	$R_{112555} = P(1)*R_{222366}$
$R_{111334} = (P(2)/P(1))*R_{000222}$	$R_{113355} = P(1)*R_{222446}$
$R_{111244} = P(1)*R_{222235}$	$R_{113455} = P(1)*R_{222456}$
$R_{111344} = P(1)*R_{222245}$	$R_{113555} = P(1)*R_{222466}$
$R_{111444} = P(1)*R_{222255}$	$R_{114455} = P(1)*R_{222556}$
$R_{222346} = (P(3)/P(2))*R_{111234}$	$R_{114555} = P(1)*R_{222566}$

Table II

$C(1,1) = R_{000000} + R_{000011} + R_{000111} + R_{000122} + R_{000222} + R_{001111} + R_{001122}$
$C(1,1) = C(1,1) + R_{001222} + R_{001233} + R_{001333} + R_{002222} + R_{002233} + R_{002333} + R_{003333}$
$C(1,2) = R_{011111} + R_{011122} + R_{011222} + R_{011233} + R_{011333} + R_{012222} + R_{012233}$
$C(1,2) = C(1,2) + R_{012333} + R_{012344} + R_{012444} + R_{013333} + R_{013344} + R_{013444} + R_{014444}$
$C(1,3) = R_{022222} + R_{022233} + R_{022333} + R_{022344} + R_{022444} + R_{023333} + R_{023344}$
$C(1,3) = C(1,3) + R_{023444} + R_{024444}$
$C(1,4) = R_{033333} + R_{033344} + R_{033444} + R_{034444}$
$C(1,5) = R_{044444}$
$C(2,1) = R_{000000} + R_{000011} + R_{000111} + R_{000122} + R_{000222}$
$C(2,2) = R_{001111} + R_{001122} + R_{001222} + R_{001233} + R_{001333} + R_{011111} + R_{011122}$
$C(2,2) = C(2,2) + R_{011222} + R_{011233} + R_{011333}$
$C(2,3) = R_{002222} + R_{002233} + R_{002333} + R_{012222} + R_{012233} + R_{012333} + R_{012344}$
$C(2,3) = C(2,3) + R_{012444} + R_{022222} + R_{022233} + R_{022333} + R_{022344} + R_{022444}$
$C(2,4) = R_{003333} + R_{013333} + R_{013344} + R_{013444} + R_{023333} + R_{023344} + R_{023444}$
$C(2,4) = C(2,4) + R_{033333} + R_{033344} + R_{033444}$
$C(2,5) = R_{014444} + R_{024444} + R_{034444} + R_{044444}$
$C(3,1) = R_{000000} + R_{000011}$
$C(3,2) = R_{000111} + R_{000122} + R_{0001111} + R_{001122} + R_{011111} + R_{011122}$
$C(3,3) = R_{000222} + R_{001222} + R_{001233} + R_{002222} + R_{002233} + R_{011222} + R_{011233}$
$C(3,3) = C(3,3) + R_{012222} + R_{012233} + R_{022222} + R_{022233}$
$C(3,4) = R_{001333} + R_{002333} + R_{003333} + R_{011333} + R_{012333} + R_{012344} + R_{013333}$
$C(3,4) = C(3,4) + R_{013344} + R_{022333} + R_{022344} + R_{023333} + R_{023344} + R_{033333} + R_{033344}$
$C(3,5) = R_{012444} + R_{013444} + R_{014444} + R_{022444} + R_{023444} + R_{024444} + R_{033444}$
$C(3,5) = C(3,5) + R_{034444} + R_{044444}$
$C(4,1) = R_{000000}$
$C(4,2) = R_{000011} + R_{000111} + R_{001111} + R_{011111}$
$C(4,3) = R_{000122} + R_{000222} + R_{001122} + R_{001222} + R_{002222} + R_{011122} + R_{011222}$
$C(4,3) = C(4,3) + R_{012222} + R_{022222}$
$C(4,4) = R_{001233} + R_{001333} + R_{002233} + R_{002333} + R_{003333} + R_{011233} + R_{011333}$
$C(4,4) = C(4,4) + R_{012233} + R_{012333} + R_{013333} + R_{022233} + R_{022333} + R_{023333} + R_{033333}$
$C(4,5) = R_{012344} + R_{012444} + R_{013344} + R_{013444} + R_{014444} + R_{022344} + R_{022444}$
$C(4,5) = C(4,5) + R_{023344} + R_{023444} + R_{024444} + R_{033344} + R_{033444} + R_{034444} + R_{044444}$

where N is some initially selected constant. The method presented here determines Π_{0j} , $j \leq N$, explicitly in a finite number of additions and multiplications. Let $\phi_r(s) = \sum_{j=0}^{\infty} \pi_{rj} s^j$ and $\Pi_{rj} = \sum_{i=0}^j \pi_{ri}$. We can write (37) as

$$\phi_k(s) = \frac{(1-s)\phi_{kv}(s) \cdot c_k(s)}{\phi_{kv}(s) - s} \quad (24)$$

Denote $\phi_k(s)/(1-s)$ by $\psi_k(s)$, so that $\psi_k(s) = \sum_{j=0}^{\infty} \Pi_{kj} s^j$ for $|s| < 1$. Therefore,

$$\psi_k(s) = \frac{c_k(s) \cdot \phi_{kv}(s)}{\phi_{kv}(s) - s}, \quad |s| < 1. \quad (25)$$

Similarly defining $\psi_r(s) = \sum_{j=0}^{\infty} \Pi_{rj} s^j$ for $r = k-1, k-2, \dots, 0$, we have

$$\psi_r(s) = s^{-1}[\psi_{r+1}(s) - c_{r+1}(s)]\phi_{rv}(s). \quad (26)$$

The functions $\phi_{rv}(s)$ are, of course, determined from the distributions of x_n^i and the constants α_j^i .

For each r , the process of determining Π_{rj} from $\Pi_{r+1,j}$ can be described as follows. Subtract the known constants $c_{r+1,j}$ from $\Pi_{r+1,j}$ for $j \leq \text{degree}$

of $c_{r+1}(s)$. Since $\Pi_{r+1,0} = c_{r+1,0}$, the sequence δ_{rj} corresponding to $s^{-1}[\psi_{r+1}(s) - c_{r+1}(s)]$ is such that $\delta_{rj} = 0$ for $j < 0$ and

$$\delta_{rj} = \begin{cases} \Pi_{r+1,j+1} - c_{r+1,j+1} & \text{for } 1 \leq j+1 \leq \text{degree of } c_{r+1}(s) \\ \Pi_{r+1,j+1} & \text{for } j+1 > \text{degree of } c_{r+1}(s) \end{cases}$$

In order to get $\{\Pi_{rj}\}$, we now convolve this sequence $\{\delta_{rj}\}$ with the sequence corresponding to $\phi_{rv}(s)$, say $\{p_{rj}\}$. Therefore, $\Pi_{rj} = \sum_{i=0}^j \delta_{r,j-i} p_{ri}$. This process involves only a finite number of multiplications and additions as long as only a finite number of Π_{rj} 's are sought. Notice that in order to determine Π_{0j} , $j \leq N$, we have to start with values of Π_{kj} for $j \leq N+k$.

We will now show that there is a recursion which allows us to compute Π_{kj} , $j \leq N+k$, in a finite number of arithmetic operations. Let Π'_{kj} correspond to $\phi_{kv}(s)/(\phi_{kv}(s) - s)$ and let $\phi_{kv}(s) = \sum_{j=0}^{\infty} p_{kj} s^j$. Then, equating coefficients of like powers of s on both sides of

$$\sum_{j=0}^{\infty} \Pi'_{kj} s^j = \frac{\phi_{kv}(s)}{\phi_{kv}(s) - s}, \quad (27)$$

we can derive the following.

$$\begin{aligned} \Pi'_{k0} &= 1, \\ \Pi'_{kj} &= (p_{kj} + \Pi'_{k,j-1} - \sum_{i=1}^j p_{ki} \Pi'_{k,j-i}) / p_{k0}, \quad j = 1, 2, \dots \end{aligned} \quad (28)$$

Once the Π'_{kj} have been determined, we convolve the sequence $\{\Pi'_{kj}\}$ with $\{c_{kj}\}$ to get $\{\Pi_{kj}\}$, as seen from (25). Summarizing, we have shown that Π_{0j} for $j \leq N$ can be determined from $c_r(s)$, $r = 1, \dots, k$ and $\phi_{rv}(s)$, $r = 0, 1, \dots, k$, by performing only a finite number of multiplications and additions. The method described was used in calculating the probabilities presented in Section VII.

VII. AN EXAMPLE OF THE CALCULATIONS

We calculated the queue size distributions for various traffic intensities Ez_n for the following queuing models:

- (i) $b_{n+1} = (b_n - 1)^+ + 2x_n, \quad k = 0$
- (ii) $b_{n+1} = (b_n - 1)^+ + x_n + x_{n-3}, \quad k = 3$
- (iii) $b_{n+1} = (b_n - 1)^+ + x_n + x_{n-4}, \quad k = 4$
- (iv) $b_{n+1} = (b_n - 1)^+ + x_n + x_{n-5}, \quad k = 5,$

where the i.i.d. random variables x_n are assumed to be distributed according to the Poisson law. These cases are referred to equivalently by referring to the value of k . The objective was to determine what buffer size would suffice for a concentrator used to buffer terminals that generate two packets per message but are slower than the trunk line. We

present here some of the results. In Fig. 3 the abscissa corresponds to traffic intensity: average number of packets transmitted on the trunk line per unit of time. In the steady state, the probability that the queue size exceeds that shown on the ordinate is less than 10^{-4} for each value of traffic intensity. The cases when all packets arrive at once ($k = 0$) or "infinitely apart" ($k \uparrow \infty$) are shown, as well as the case $k = 5$. When $k = 0$, the queue size corresponding to each value of traffic intensity is either twice that of the case $k = \infty$, or one less than twice.⁴ These two cases are further compared in Fig. 4, this time for buffer sizes 20 and 40, and the logarithm to base 10 of the probability of the queue size exceeding 20 and 40 is plotted.

For fixed traffic intensities, the change in the probability of overflow as a function of buffer size can be seen from Figs. 5, 6, and 7. From these figures we can see that for low traffic intensities and low buffer sizes there is a difference between the batch case $k = 0$, and $k = 5$ (see Fig. 5), but for larger traffic intensities the difference decreases substantially. From the formulas (37) and (38), it can be shown that the tail of queue size distribution is geometric for each value of k . Furthermore, for all finite values of k , the common ratio is the same as that of the case when $k = 0$, so that the similarity in the behavior of queue size distributions for large values of queue size is as expected. The slopes of the curves marked $k = 5$ in Figs. 5, 6, and 7 approach those of the curves marked $k = 0$ for large values of the abscissa. Hence, in applications where probabilities

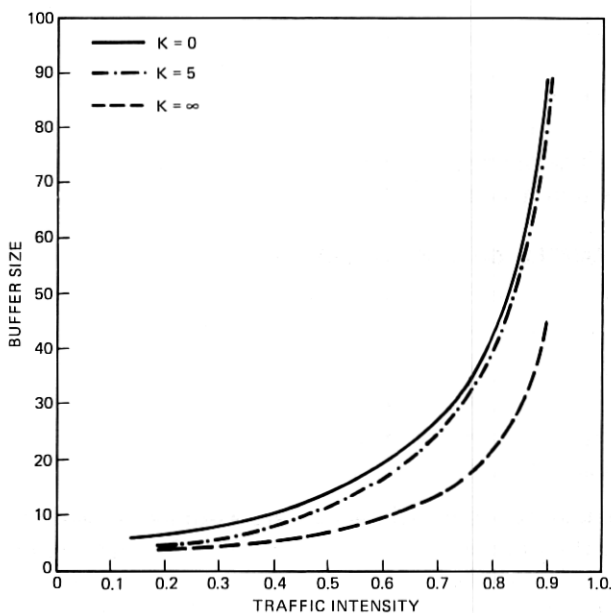


Fig. 3—Buffer size vs traffic intensity for $k = 0, 5$ and ∞ , and probability of overflow $< 10^{-4}$.

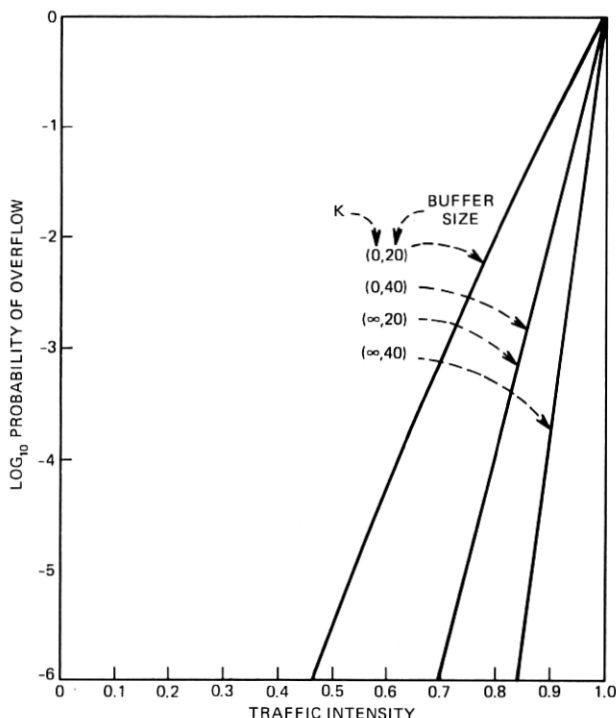


Fig. 4—Probability of overflow vs traffic intensity for $k = 0$ and ∞ , and buffer sizes 20 and 40.

of overflow of 10^{-7} or smaller are required, the relative slowness of the sources of packets does not seem to reduce the buffer size required. Packets may be assumed to arrive simultaneously for the purpose of estimating the buffer size.

APPENDIX A

Summary of Formulas

We here summarize formulas for calculating the equilibrium queue size distribution. With a model for the input process z_n as in (2), the queue size b_n is described by

$$b_{n+1} = (b_n - 1)^+ + \sum_{i=1}^l \sum_{j=0}^k \alpha_j^i x_{n-j}^i. \quad (29)$$

Various formulas pertaining to (29) were derived.⁴ The reader is referred to Ref. 4 for proofs of the formulas presented here. Define $y_{0n} = b_n$ and, for $r = 0, 1, \dots, k - 1$,

$$y_{r+1,n} = y_{rn} + \sum_{i=1}^l \sum_{j=r+1}^k \alpha_j^i x_{n-j+r}^i. \quad (30)$$

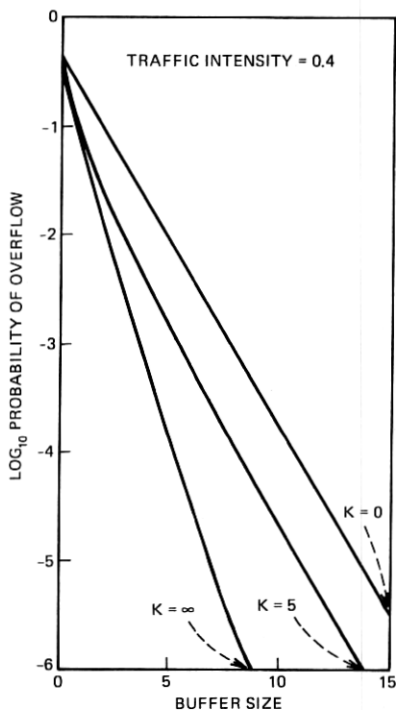


Fig. 5—Probability of overflow vs buffer size for $k = 0, 5$ and ∞ , and traffic intensity 0.4.

Note that $y_{0n} \leq y_{1n} \leq \dots \leq y_{kn}$. The vector process $(y_{0n}, y_{1n}, \dots, y_{kn})$, $n = 0, 1, 2, \dots$, is Markov under the assumption that $(x_n^1, x_n^2, \dots, x_n^k)$, $n = 0, 1, 2, \dots$, is a vector sequence of independent identically distributed random variables. The Markov chain, denoted by S , which corresponds to $(y_{0n}, y_{1n}, \dots, y_{kn})$, was shown to be positive recurrent when $Ez_n < 1$. The states of S are those which communicate with $(0, 0, \dots, 0)$, since it is assumed that the buffer is empty and no one is transmitting initially, at $n = 0$. Let

$$\sum_{j=0}^r \alpha_j^i = \mu_r^i, \quad \sum_{i=1}^l \mu_r^i x_n^i = v_{rn}, \quad r = 0, 1, \dots, k. \quad (31)$$

The probabilities that enter the calculations turn out to be only those corresponding to the random variables v_{rn} , $r = 0, 1, \dots, k$. Let $p_{i_0, i_1, \dots, i_k} = \Pr\{v_{0n} = i_0, v_{1n} = i_1, \dots, v_{kn} = i_k\}$. Then the transition probabilities for S are given by:

$$P_i^{n+1} = \sum_{j_0=0, j \in A} P_{i_0-j_1, i_1-j_2, \dots, i_k-j_k} P_j^n + \sum_{j_0>0, j \in A} P_{i_0-j_1+1, i_1-j_2+1, \dots, i_k-j_k+1} P_j^n. \quad (32)$$

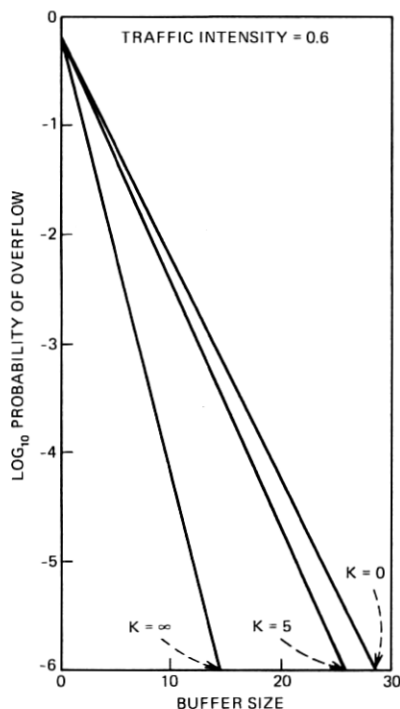


Fig. 6—Probability of overflow vs buffer size for $k = 0, 5$ and ∞ , and traffic intensity 0.6.

The sums in (32) are over those indices j_0, j_1, \dots, j_k which correspond to states communicating with $(0, 0, \dots, 0)$ denoted by A . As mentioned above, when $Ez_n < 1$, then $\lim_{n \rightarrow \infty} P_i^n = P_i$ exists and P_i satisfies (32) with P_i^n and P_i^{n+1} both replaced by P_i . The generating function corresponding to P_i ,

$$\phi(s_0, s_1, \dots, s_k) = \sum_{i \in A} P_i s_0^{i_0} s_1^{i_1} \dots s_k^{i_k}$$

satisfies

$$\begin{aligned} \phi(s_0, s_1, \dots, s_k) &= [\phi(1, s_0, s_1, \dots, s_{k-2}, s_{k-1}, s_k) \prod_{i=0}^k s_i^{-1} \\ &+ \left(1 - \prod_{i=0}^k s_i^{-1}\right) \phi(0, s_0, s_1, \dots, s_{k-2}, s_{k-1}, s_k)] \phi_v(s_0, s_1, \dots, s_k), \end{aligned} \quad (33)$$

where

$$\phi_v(s_0, s_1, \dots, s_k) = E \prod_{i=0}^k s_i^{v_i n}$$

It can be shown⁴ that ϕ has the representation

$$\phi(s_0, s_1, \dots, s_k) = \sum_j c_j \theta_j(s_0, \dots, s_k), \quad (34)$$

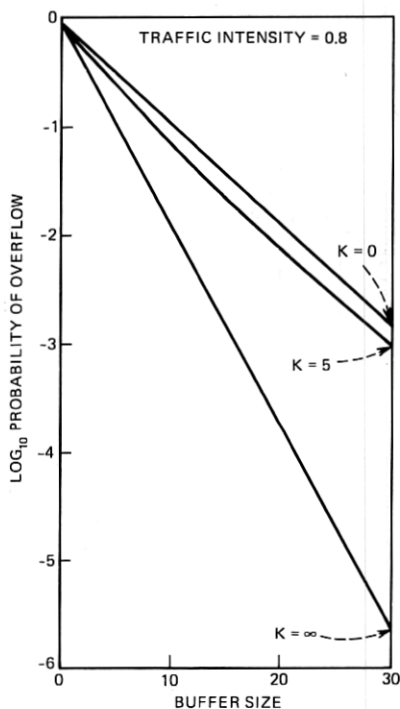


Fig. 7—Probability of overflow vs buffer size for $k = 0, 5$ and ∞ , and traffic intensity 0.8.

where $\theta_j(s_0, \dots, s_k)$ are solutions of

$$\theta_j(s_0, s_1, \dots, s_k) = [\theta_j(1, s_0, s_1, \dots, s_{k-2}, s_{k-1}, s_k) \prod_{i=0}^k s_i^{-1} + \mu(1 - \prod_{i=0}^k s_i^{-1}) s_0^j s_1^{j^2} \dots s_{k-2}^{j^{k-1}} (s_{k-1} s_k)^{jk}] \phi_v(s_0, s_1, \dots, s_k), \quad (35)$$

with $\mu = 1 - Ez_n = 1 - Ev_{kn}$. Substitution of (34) into (33) yields a system of equations for c_j which together with $\sum c_j = 1$ uniquely determine

$$\phi(0, s_1, \dots, s_k) = \mu \sum_j c_j s_1^j \dots s_k^k. \quad (36)$$

Once $\phi(0, s_1, \dots, s_k)$ is found, the generating functions corresponding to the marginal distributions, namely $\lim_{n \uparrow \infty} Es^{jn} = \phi_i(s)$, are solutions of

$$\phi_k(s) = \frac{(1 - s^{-1})c_k(s)\phi_{kv}(s)}{1 - s^{-1}\phi_{kv}(s)}, \quad (37)$$

where $\phi_{jv}(s) = Es^{jn}$, $j = 0, 1, \dots, k$, and, for $r = k - 1, \dots, 1, 0$,

$$\phi_r(s) = [s^{-1}\phi_{r+1}(s) + (1 - s^{-1})c_{r+1}(s)]\phi_{rv}(s). \quad (38)$$

Here the polynomials $c_r(s)$, $r = 1, \dots, k$ are of finite degree and are given by

$$c_r(s) = \phi(0, 1, \dots, s, 1, \dots, 1) = \mu \sum_j c_{j_1 j_2 \dots j_r \dots j_k} s^{j_r}. \quad (39)$$

Then (37) uniquely determines $\phi_k(s)$. Using (38) k times yields $\phi_0(s)$, which by definition of γ_{0n} [see (30)] is the generating function of steady-state queue size.

An alternate representation of the generating function corresponding to P_i is obtained by setting $u_j = \prod_{i=j}^k s_i$, $j = 0, \dots, k$ and defining

$$\phi(s_0, s_1, \dots, s_k) = \Phi(u_0, u_1, \dots, u_k). \quad (40)$$

Then, corresponding to (33),

$$\Phi(u_0, u_1, \dots, u_k) = [u_0^{-1} \Phi(u_0, u_0, u_1, \dots, u_{k-1}) + (1 - u_0^{-1}) \Phi(0, u_0, u_1, \dots, u_{k-1})] \Phi_v(u_0, u_1, \dots, u_k), \quad (41)$$

where

$$\Phi_v(u_0, u_1, \dots, u_k) = E \left(\prod_{r=0}^k u_r^{w_{rn}} \right), \quad w_{rn} = \sum_{i=1}^l \alpha_i^r x_n^i. \quad (42)$$

It follows from (41) that, for $j = 0, 1, \dots, k-2$, ($k \geq 2$),

$$\begin{aligned} \Phi(s, \dots, s, u_1, \dots, u_{k-j}) &= [s^{-1} \Phi(s, \dots, s, u_1, \dots, u_{k-j-1}) \\ &+ (1 - s^{-1}) \Phi(0, s, \dots, s, u_1, \dots, u_{k-j-1})] \\ &\times \Phi_v(s, \dots, s, u_1, \dots, u_{k-j}), \end{aligned} \quad (43)$$

and

$$\begin{aligned} \Phi(s, \dots, s, u_1) &= [s^{-1} \Phi(s, \dots, s) \\ &+ (1 - s^{-1}) \Phi(0, s, \dots, s)] \Phi_v(s, \dots, s, u_1). \end{aligned} \quad (44)$$

If we set $u_1 = s$ in (44), and solve for $\Phi(s, \dots, s)$, we obtain

$$\Phi(s, \dots, s) = \frac{(1 - s) \Phi(0, s, \dots, s) \Phi_v(s, \dots, s)}{[\Phi_v(s, \dots, s) - s]}. \quad (45)$$

It was shown⁴ that $\Phi(0, u_1, \dots, u_k)$ is a multinomial independent of u_k . From (43) to (45), $\Phi(s, u_1, \dots, u_k)$ may be expressed in terms of $\Phi(0, s, \dots, s, u_1, \dots, u_{k-j-1})$, $j = 0, \dots, k-2$, and $\Phi(0, s, \dots, s)$. If we let $s \rightarrow 0$ in this expression, and equate $\Phi(0, u_1, \dots, u_k)$ with the finite part, we obtain a system of homogeneous linear equations for the coefficients in the multinomial. In general, we also obtain a (consistent) set of homogeneous linear equations from finiteness conditions. The normalization condition is $\Phi(0, 1, \dots, 1) = \mu$. From (36) and (40), it follows that

$$\Phi(0, u_1, \dots, u_k) = \mu \sum_j c_{j_1 \dots j_k} u_1^{j_1} \prod_{i=2}^k u_i^{j_i - j_i - 1}. \quad (46)$$

Also, from (39),

$$c_r(s) = \Phi(0, s, \dots, s, 1, \dots, 1). \quad (47)$$

Formulas for calculating the first two moments of the equilibrium queue size distribution are derived in Appendix B.

APPENDIX B

First and Second Moments

We here derive expressions for the first two moments of $y_r = \lim_{n \rightarrow \infty} y_{rn}$. We note that y_0 represents the equilibrium queue size. By definition,

$$\phi_r(s) = E(s^{y_r}), \quad \phi_{rv}(s) = E(s^{v_{rn}}), \quad (48)$$

for $r = 0, \dots, k$. Hence,

$$\phi_r(1) = 1, \quad \phi'_r(1) = Ey_r, \quad \phi''_r(1) = E(y_r^2) - Ey_r \quad (49)$$

and

$$\phi_{rv}(1) = 1, \quad \phi'_{rv}(1) = Ev_{rn}, \quad \phi''_{rv}(1) = E(v_{rn}^2) - Ev_{rn}. \quad (50)$$

We also note that, from (39), since $\sum c_j = 1$,

$$c_r(1) = \mu = 1 - Ev_{kn}, \quad r = 1, \dots, k. \quad (51)$$

From (37),

$$\phi_k(s) = c_k(s)\phi_{vk}(s)f(s), \quad f(s) = \frac{(1-s)}{[\phi_{kv}(s) - s]}, \quad (52)$$

and, from (38),

$$\phi_r(s) = [s^{-1}\phi_{r+1}(s) + (1-s^{-1})c_{r+1}(s)]\phi_{rv}(s), \quad r = 0, \dots, k-1. \quad (53)$$

If we differentiate (53), we obtain

$$\phi'_r(s) = [-s^{-2}\phi_{r+1}(s) + s^{-1}\phi'_{r+1}(s) + s^{-2}c_{r+1}(s) + (1-s^{-1})c'_{r+1}(s)] \times \phi_{rv}(s) + [s^{-1}\phi_{r+1}(s) + (1-s^{-1})c_{r+1}(s)]\phi'_{rv}(s). \quad (54)$$

If we set $s = 1$ in (54), and use (49) to (51), we obtain

$$Ey_r = Ey_{r+1} + Ev_{rn} - Ev_{kn}, \quad r = 0, \dots, k-1. \quad (55)$$

Next, if we differentiate (52), we find that

$$\phi'_k(s) = [c'_k(s)\phi_{kv}(s) + c_k(s)\phi'_{kv}(s)]f(s) + c_k(s)\phi_{kv}(s)f'(s). \quad (56)$$

But

$$\phi_{kv}(s) = 1 + (s-1)\phi'_{kv}(1) + \frac{1}{2}(s-1)^2\phi''_{kv}(s) + \frac{1}{6}(s-1)^3\phi'''_{kv}(1) + \dots \quad (57)$$

Hence, from (52),

$$f(s) = \frac{1}{[1 - \phi'_{kv}(1)]} + \frac{(s-1)\phi''_{kv}(1)}{2[1 - \phi'_{kv}(1)]^2} + \frac{(s-1)^2}{2} \left\{ \frac{\phi'''_{kv}(1)}{3[1 - \phi'_{kv}(1)]^2} + \frac{[\phi''_{kv}(1)]^2}{2[1 - \phi'_{kv}(1)]^3} \right\} + \dots \quad (58)$$

If we let $s \rightarrow 1$ in (56), and use (49) to (51) and (58), we obtain

$$Ey_k = \frac{c'_k(1)}{(1 - Ev_{kn})} + Ev_{kn} + \frac{[E(v_{kn}^2) - Ev_{kn}]}{2(1 - Ev_{kn})}. \quad (59)$$

From (55), it follows that

$$Ey_j = Ey_k + \sum_{r=j}^{k-1} Ev_{rn} - (k-j)Ev_{kn}, \quad j = 0, \dots, k-1. \quad (60)$$

This determines Ey_j , and in particular Ey_0 , in view of (59).

For the second-order moments, if we differentiate (54) and set $s = 1$, we obtain

$$E(y_r^2) = E(y_{r+1}^2) - Ey_{r+1} + Ey_r + E(v_{rn}^2) - Ev_{rn} + 2(1 - Ev_{rn})(Ev_{kn} - Ey_{r+1}) + 2c'_{r+1}(1), \quad (61)$$

for $r = 0, \dots, k-1$. Finally, if we differentiate (56) and let $s \rightarrow 1$, and use the relationship

$$\phi'''_{kv}(1) = E(v_{kn}^3) - 3E(v_{kn}^2) + 2E(v_{kn}), \quad (62)$$

which follows from (48), we obtain, after some simplification,

$$E(y_k^2) = Ey_k + \frac{[c''_k(1) + 2(Ev_{kn})c'_k(1)]}{(1 - Ev_{kn})} + \frac{[E(v_{kn}^2) - Ev_{kn}]c'_k(1)}{(1 - Ev_{kn})^2} + \frac{[E(v_{kn}^3) - Ev_{kn}]}{3(1 - Ev_{kn})} + \frac{[E(v_{kn}^2) - Ev_{kn}]^2}{2(1 - Ev_{kn})^2}. \quad (63)$$

An expression for $E(y_0^2)$ may be obtained from k applications of (61), with the help of (59), (60), and (63).

APPENDIX C

Determination of Constants

We first show how to determine which constants c_j occur in (46) for the example of (3). From (2) and (30),

$$y_{0n} = b_n, y_{r+1,n} - y_{rn} = x_{n-k+r}^1, \quad r = 0, \dots, k-1. \quad (64)$$

Hence,

$$\Phi(u_0, u_1, \dots, u_k) = \lim_{n \rightarrow \infty} E \left(u_0^{b_n} \prod_{r=1}^k u_r^{x_{n-k+r}^1} \right). \quad (65)$$

But from iteration of (29), it is evident that

$$b_n = 0 \Rightarrow \sum_{j=1}^l z_{n-j} \leq l - 1, \quad l = 1, \dots, k, \quad (66)$$

where z_n is given by (2). Hence, for the example of (3),

$$b_n = 0 \Rightarrow \sum_{j=1}^l x_{n-j}^1 \leq l - 1, \quad l = 1, \dots, k. \quad (67)$$

The inequalities in (67) determine the admissible vectors $(x_{n-k}^1, \dots, x_{n-1}^1)$ corresponding to $b_n = 0$, and thus, from (65), which constants c_j occur in (46). Note, in particular, that $x_{n-1}^1 = 0$ implies that $\Phi(0, u_1, \dots, u_k)$ is independent of u_k .

For purposes of illustration, we show how to calculate the values of c_j for the example of (3), subject to (4), in the case $k = 3$. From the above procedure it is found that

$$\Phi(0, u_1, u_2, u_3) = \chi(u_1, u_2) = \mu(c_{000} + c_{111}u_1 + c_{011}u_2 + c_{222}u_1^2 + c_{122}u_1u_2). \quad (68)$$

But from (2) and (42),

$$\Phi_v(u_0, u_1, u_2, u_3) = \Theta[(1 - \rho)u_0u_3 + \rho u_0] \Psi(u_0). \quad (69)$$

Hence, from (45),

$$\Phi(s, s, s, s) = \frac{(1 - s)\chi(s, s)\Theta[(1 - \rho)s^2 + \rho s]\Psi(s)}{\{\Theta[(1 - \rho)s^2 + \rho s]\Psi(s) - s\}}. \quad (70)$$

Then, from (44), we obtain

$$\Phi(s, s, s, u_1) = \frac{(1 - s)\chi(s, s)\Theta[(1 - \rho)su_1 + \rho s]\Psi(s)}{\{\Theta[(1 - \rho)s^2 + \rho s]\Psi(s) - s\}}. \quad (71)$$

Also, from (43), we have

$$\Phi(s, s, u_1, u_2) = [s^{-1}\Phi(s, s, s, u_1) + (1 - s^{-1})\chi(s, s)] \times \Theta[(1 - \rho)su_2 + \rho s] \Psi(s), \quad (72)$$

and

$$\Phi(s, u_1, u_2, u_3) = [s^{-1}\Phi(s, s, u_1, u_2) + (1 - s^{-1})\chi(s, u_1)] \times \Theta[(1 - \rho)su_3 + \rho s] \Psi(s). \quad (73)$$

From (71) to (73), it follows that

$$\begin{aligned} \Phi(s, u_1, u_2, u_3) &= \frac{(1 - s)}{s} \Theta[(1 - \rho)su_3 + \rho s] \Psi(s) \\ &\quad \times \left\{ \Theta[(1 - \rho)su_2 + \rho s] \frac{\Psi(s)}{s} \right. \\ &\quad \left. \times \left[\frac{\Theta[(1 - \rho)su_1 + \rho s]\Psi(s)}{\{\Theta[(1 - \rho)s^2 + \rho s]\Psi(s) - s\}} - 1 \right] \chi(s, s) - \chi(s, u_1) \right\}. \quad (74) \end{aligned}$$

From finiteness at $s = 0$ we deduce, with the help of (6), that

$$\chi(0, u_1) = \mu[1 + (1 - \rho)p_1q_0u_1]c_{000}. \quad (75)$$

Hence, from (68),

$$c_{011} = (1 - \rho)p_1q_0c_{000}. \quad (76)$$

If we now let $s \rightarrow 0$ in (74), and equate coefficients, we obtain, in addition to (76), the relations

$$c_{122} = (1 - \rho)^2p_1^2q_0^2c_{000}, \quad c_{222} = (1 - \rho)^2p_0p_2q_0^2c_{000}, \quad (77)$$

and

$$c_{111} = (1 - \rho)q_0(p_1 + p_0p_1q_1 + 2\rho p_0p_2q_0)c_{000} \\ + (1 - \rho)p_0p_1q_0^2(c_{111} + c_{011}) - p_0q_0c_{122}. \quad (78)$$

If we substitute the values of c_{011} and c_{122} , from (76) and (77), into (78), we obtain (9).

REFERENCES

1. W. W. Chu, "Buffer Behavior for Poisson Arrivals and Multiple Synchronous Constant Outputs," *IEEE Transactions on Computers*, C-19, No. 6 (June 1970), pp. 530-534.
2. W. W. Chu, "Buffer Behavior for Batch Poisson Arrivals and Single Constant Output," *IEEE Transactions on Communication Technology*, COM-18, No. 5 (October 1970), pp. 613-618.
3. W. W. Chu and L. C. Liang, "Buffer Behavior for Mixed Input Traffic and Single Constant Output Rate," *IEEE Transactions on Communications*, COM-20, No. 2 (April 1972), pp. 230-235.
4. B. Gopinath and J. A. Morrison, "Discrete-Time Single Server Queues with Correlated Inputs," *B.S.T.J.* 56, No. 9 (November 1977), pp. 1743-1768.
5. W. S. Brown, "ALTRAN User's Manual," Fourth Edition, Bell Laboratories, 1977.
6. W. A. Massey and J. A. Morrison, "Calculation of Steady-State Probabilities for Content of Buffer with Correlated Inputs," *B.S.T.J.*, 57, No. 9 (November 1978).

