

# DECserver 200

---

## Using DECserver 200 Documents

June 1989

This guide directs you to information contained in the DECserver 200 documentation set. Flowcharts present suggested sequences for reading the manuals. This document is intended for any user of the DECserver 200 system.

Supersession/Update Information:        This is a revised manual.

Software Version:                         DECserver 200 V3.0

This manual applies to Version 3.0 of DECserver 200 and all subsequent maintenance releases up to the next major product release.

**digital**™

Order No. AA-KS25B-TK

The information in this document is subject to change without notice and should not be construed as a commitment by Digital Equipment Corporation. Digital Equipment Corporation assumes no responsibility for any errors that may appear in this document.

The software described in this document is furnished under a license and may only be used or copied in accordance with the terms of such license.

No responsibility is assumed for the use or reliability of software on equipment that is not supplied by Digital Equipment Corporation or its affiliated companies.

Copyright © 1989 by Digital Equipment Corporation  
All Rights Reserved  
Printed in U.S.A.

The postage-prepaid Reader's Comments form on the last page of this document requests the user's critical evaluation to assist us in preparing future documentation.

The following are trademarks of Digital Equipment Corporation:

|            |   |              |
|------------|---|--------------|
| DEBNA      | DEVA  | Q-bus        |
| DEBNET     | DEUNA   | Rainbow      |
| DEC        |  ™ | RSX          |
| DECconnect | LAN Bridge  | RSX-11M-PLUS |
| DECnet     | LA120   | ThinWire     |
| DECserver  | LN01  | ULTRIX-32    |
| DECUS      | LN03  | UNIBUS       |
| DELNI      | LQP02   | VAX          |
| DELUA      | MASSBUS   | VAXcluster   |
| DELQA      | Micro/RSX   | VAXmate      |
| DEMPR      | MicroVAX  | VAXstation   |
| DEQNA      | PDP   | VMS          |
| DESQA      | Professional  |              |

This manual was produced by Networks and Communications Publications.

---

## About This Guide

This guide is for anyone who uses the documentation that comes with the DECserver 200 system software.

The next two sections give you an overview of the DECserver 200 manuals and explain the differences between the tutorial documentation and the reference documentation.

Use the information in Section 4 to find out which figures in that section apply to you. The figures are flow charts that suggest in what order you should read the documentation.



---

## DECserver 200 Documents

These documents arrive with the DECserver 200 hardware unit:

*DECserver 200 Hardware Installation/Owner's Guide*  
*DECserver 200 Identification Card*

The *DECserver 200 Hardware Installation/Owner's Guide* should be kept with the DECserver 200 unit. The *DECserver 200 Identification Card* moves from person to person as described on the card itself.

The following manuals and cards arrive with the DECserver 200 software. The documents are in two loose-leaf binders: Volume 1 and Volume 2.

Volume 1:

*DECserver 200 Software Product Description*  
*Using DECserver 200 Documents*  
*DECserver 200 Software Installation Guide (op sys)*  
*Local Area Transport (LAT) Network Concepts*  
*DECserver 200 Problem Determination Guide*  
*DECserver 200 User's Guide*  
*Terminal Server User's Reference Card*

Volume 2:

*DECserver 200 Management Guide*  
*Terminal Server Commands and Messages*  
*Terminal Server Glossary*  
*DECserver 200 Commands Mini-Reference*

The person who installs the DECserver 200 software needs the software installation guide. After the software installation, the binders would be accessible to the server manager and to the persons using interactive terminals that are connected to DECserver 200 ports.

A Software Performance Report (SPR), warranty information, and cover letters may also accompany your DECserver 200 software.

You can order a user documentation kit for each person who uses an interactive terminal at a DECserver 200 port. It contains the following manuals:

*DECserver 200 User's Guide*  
*Terminal Server User's Reference Card*

Extensive on-line documentation is included on the software media:

On-line HELP (consisting of tutorial HELP and reference HELP)  
*DECserver 200 Release Notes*

When the server is initialized (booted), on-line HELP is available for anyone using a terminal on the server. The person with server management responsibility should read the release notes. The *DECserver 200 Software Installation Guide* tells you how to print the release notes.

---

## Tutorial and Reference Manuals

Tutorial documentation describes concepts and presents step-by-step instructions on how to use the features offered by the server. Initially, you should read these books chapter by chapter to learn how to carry out a task or series of tasks. For most readers, the *DECserver 200 Management Guide* is a tutorial manual.

Reference documentation, on the other hand, is organized to make information easy to look up. Most readers do not read a reference manual chapter by chapter. The reference guides provide details about the commands you use to carry out the tasks discussed in the tutorial manuals. The *Terminal Server Commands and Messages* is an example of a reference manual.





---

## Audiences for DECserver 200 Documents

An audience is a person or group of people for whom a manual or card is written. The documentation that you receive with your software media addresses the following audiences:

- **Terminal user** — uses an interactive terminal attached to a DECserver 200 port. Terminal users have access to nonprivileged server commands.
- **Server manager** — manages a DECserver 200 system. The server manager has access to privileged server commands.
- **Software installer** — installs the server software and the LAT service node software (if required) on a load host. The installer also configures new servers in the load host node database.
- **Network manager** — manages the local area network of the LAT network.

Because the *DECserver 200 Hardware Installation/Owner's Guide* is not sent with the software, the hardware installer is not discussed in this guide.

Note that more than one of these audience definitions may apply to a single person. For example, the network manager may also be the server manager for one or more servers.

You should read the DECserver 200 documentation in the sequence suggested for your audience classification. The following figures are flow charts for each audience.

**Figure 4-1: Network Manager Documentation**

---

**Tutorial**

**Reference**

*DECserver 200  
Management Guide*

*LAT Network  
Concepts*

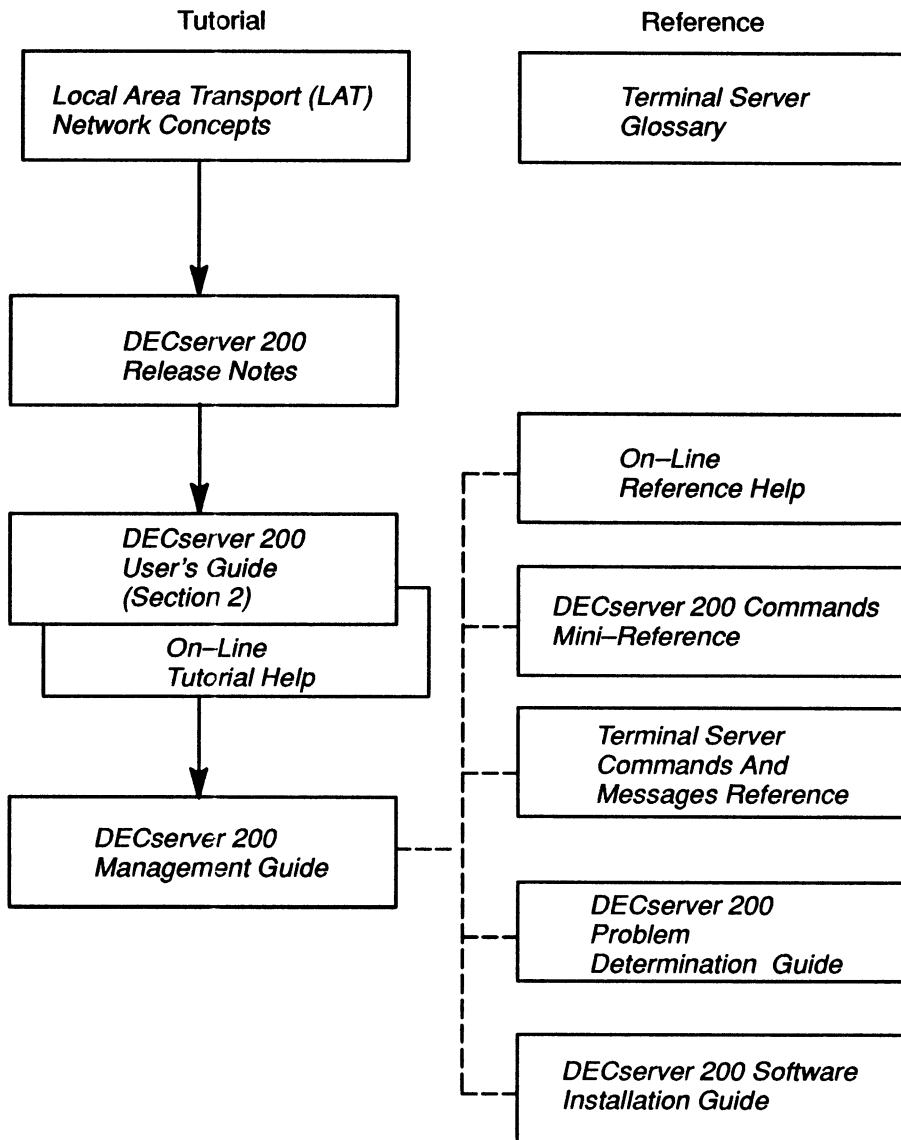
*Terminal Server  
Glossary*

*DECserver 200  
Problem  
Determination Guide*

---

**Figure 4-2: Server Manager Documentation**

---



**Figure 4-3: Software Installer Documentation**

---

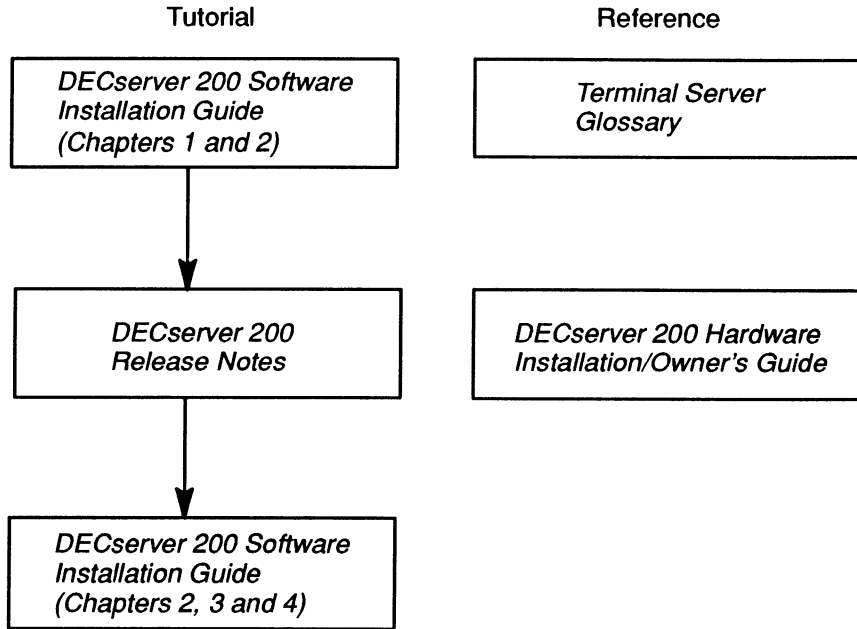
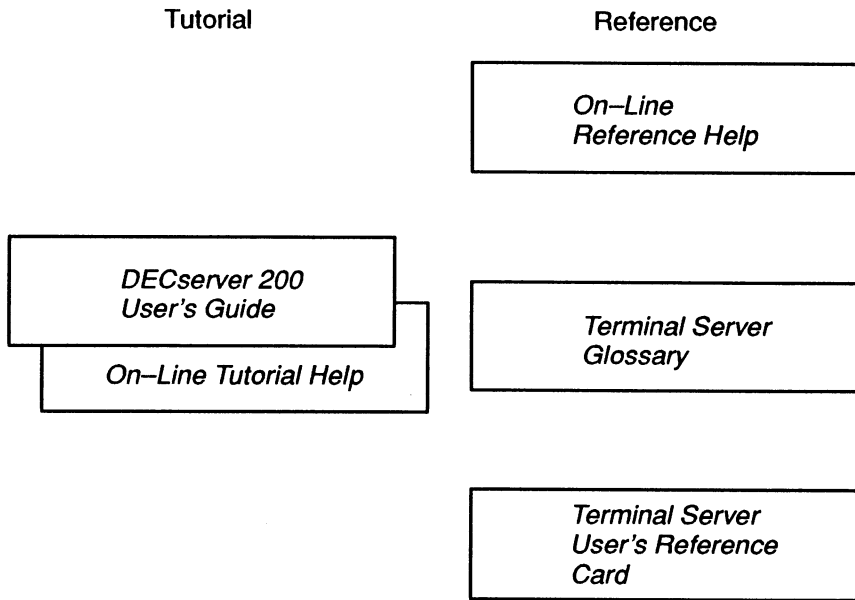


Figure 4-4: Terminal User Documentation

---





---

# How To Order Documents

This section provides all the information you need to order additional documents. The ordering procedure you use depends on:

- Whether you are a customer or a Digital employee
- Your location: USA or Puerto Rico, Canada, or other
- Your means of placing the order: telephone, electronic mail, or regular mail

The following sections give specific ordering procedures and the order numbers for software and hardware manuals.

## Order Numbers

For software manuals, use the documentation kit order number. For hardware manuals, use the document order number. Software kits are available for four operating systems: VMS, RSX-11M-PLUS, Micro/RSX and ULTRIX-32.

## VMS Software Documentation Kit

The order number for the DECserver 200 VMS documentation kit is QA-VCBAA-GZ. The kit contains one each of the following manuals:

- *Software Product Description*
- *DECserver 200 Software Installation (VMS)*
- *Using DECserver 200 Documents*

- *Local Area Transport (LAT) Network Concepts*
- *User's Guide*
- *Terminal Server User's Reference Card*
- *Commands Mini-Reference*
- *Terminal Server Commands and Messages*
- *Management Guide*
- *Problem Determination Guide*
- *Terminal Server Glossary*

### **RSX-11-M-PLUS Software Documentation Kit**

The order number for the DECserver 200 RSX-11-M-PLUS documentation kit is QRZ07-GZ. This kit contains the same manuals as the VMS documentation kit except that the RSX-11M-PLUS kit contains *DECserver 200 Software Installation (RSX-11M-PLUS)* instead of the VMS version.

### **Micro/RSX Software Documentation Kit**

The order number for the DECserver 200 Micro/RSX documentation kit is QYZ07-GZ. This kit contains the same manuals as the VMS documentation kit except that the Micro/RSX kit contains *DECserver 200 Software Installation (Micro/RSX)* instead of the VMS version.

### **ULTRIX-32 Software Documentation Kit**

The order number for the DECserver 200 ULTRIX-32 documentation kit is QA-VDEAA-GZ. This kit contains the same manuals as the VMS documentation kit except that the ULTRIX-32 kit contains *DECserver 200 Software Installation (ULTRIX-32)* instead of the VMS version.



## DECserver 200 User's Documentation Kit

The order number for the DECserver 200 User's Documentation kit is QA-VDEAB-GZ. The kit contains the following manuals:

- *DECserver 200 User's Guide*
- *Terminal Server User's Reference Card*

## Hardware Documents

Table 1 lists the order numbers for the hardware manuals.

**Table 1: Hardware Documents**

| Manual Title  | Order Number |
|---|--------------|
| DECserver 200 Hardware Installation                   | EK-D200H-IN  |
| DECserver 200 Identification Card                     | EK-D200T-ID  |
| DECserver 200 Technical Description                   | EK-DECS2-TM  |
| DECconnect System Installation and Verification Guide | EK-DECSY-VG  |
| DECconnect System Planning and Configuration Guide    | EK-DECSY-CG  |

## Ordering Procedures for Customers

If you are a customer, refer to Tables 2 and 3.

**Table 2: How to Order by Phone**

| If You Live in | Phone                |
|----------------|----------------------|
| United States  | (800) DIGITAL        |
| Puerto Rico    | (800) 754-7575 x2012 |
| Canada         | (800) 267-6215       |

**Table 3: How to Order by Mail**

| <b>If You Live In</b> | <b>Write to</b>  |
|-----------------------|--|
| USA or Puerto Rico*   | Digital Equipment Corporation<br>CS2008 Nashua, New Hampshire 03061  |
| Canada                | Digital Equipment of Canada LTD.<br>940 Belfast Road<br>Ottawa, Ontario, Canada K1G 4C2<br>Attn: A&SG Business Manager |
| Other                 | Digital Equipment Corporation<br>A&SG Business Manager<br>c/o Digital's local subsidiary<br>or approved distributor    |

\* Any prepaid order from Puerto Rico must be placed with your local Digital Subsidiary: (809)-754-7575 x2012.

## Ordering Information for Digital Employees

### Software Documentation Kits

If you are a Digital employee, use the Internal Software Order Form. The form is available from Office Services and the Software Distribution Center (SDC). Complete the form according to instructions and mail it.

### Hardware Manuals

If you are a Digital employee, you can order hardware manuals by telephone, VAXmail, or DECmail as follows:

- Telephone number: (508) 351-4323 (DTN: 234-4323)
- DECmail address: ORDER@NRO
- VAXmail address: NEST::ORDER

### Note

If you use electronic MAIL, DECmail is preferred to VAXmail.

READER'S COMMENTS

What do you think of this manual? Your comments and suggestions will help us to improve the quality and usefulness of our publications.

Please rate this manual:

|              | Poor |   |   | Excellent |   |
|--------------|------|---|---|-----------|---|
| Accuracy     | 1    | 2 | 3 | 4         | 5 |
| Readability  | 1    | 2 | 3 | 4         | 5 |
| Examples     | 1    | 2 | 3 | 4         | 5 |
| Organization | 1    | 2 | 3 | 4         | 5 |
| Completeness | 1    | 2 | 3 | 4         | 5 |

Did you find errors in this manual? If so, please specify the error(s) and page number(s).

---

---

---

---

General comments:

---

---

---

---

Suggestions for improvement:

---

---

---

---

Name \_\_\_\_\_ Date \_\_\_\_\_  
Title \_\_\_\_\_ Department \_\_\_\_\_  
Company \_\_\_\_\_ Street \_\_\_\_\_  
City \_\_\_\_\_ State/Country \_\_\_\_\_ Zip Code \_\_\_\_\_

DO NOT CUT - FOLD HERE AND TAPE



NO POSTAGE  
NECESSARY  
IF MAILED  
IN THE  
UNITED STATES


**BUSINESS REPLY LABEL**

FIRST CLASS PERMIT NO. 33 MAYNARD, MA

POSTAGE WILL BE PAID BY THE ADDRESSEE

**digital**

**Networks and  
Communications Publications**  
550 King Street  
Littleton, MA 01460-1289



DO NOT CUT - FOLD HERE